

PT. TUNAS BARU LAMPUNG TBK (IDX: TBLA)
Investor Presentation
2021

Dec 2021

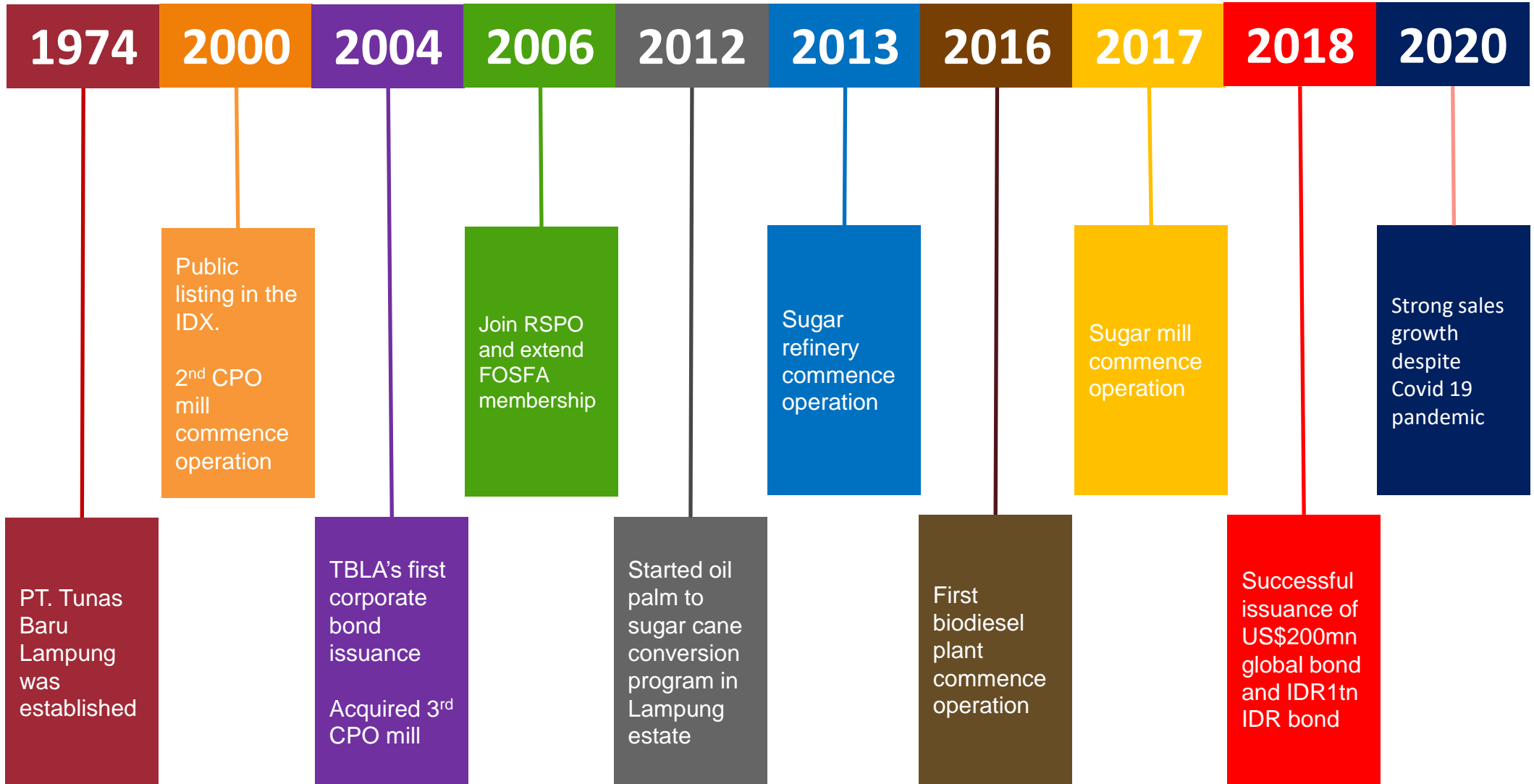
DISCLAIMER

These materials have been prepared by PT Tunas Baru Lampung Tbk (the “Company”) and have not been independently verified. No representation or warranty, expressed or implied, is made and no reliance should be placed on the accuracy, fairness or completeness of the information presented or contained in these materials.

The Company or any of its affiliates, advisers or representatives accepts no liability whatsoever for any loss howsoever arising from any information presented or contained in these materials. The information presented or contained in these materials is subject to change without notice and its accuracy is not guaranteed. These materials contain statements that constitute forward-looking statements. These statements include descriptions regarding the intent, belief or current expectations of the Company or its officers with respect to the consolidated results of operations and financial condition of the Company. These statements can be recognized by the use of words such as “expects,” “plan,” “will,” “estimates,” “projects,” “intends,” or words of similar meaning. Such forward-looking statements are not guarantees of future performance and involve risks and uncertainties, and actual results may differ from those in the forward-looking statements as a result of various factors and assumptions.

The Company has no obligation and does not undertake to revise forward-looking statements to reflect future events or circumstances. These materials are for information purposes only and do not constitute or form part of an offer, solicitation or invitation of any offer to buy or subscribe for any securities of the Company, in any jurisdiction, nor should it or any part of it form the basis of, or be relied upon in any connection with, any contract, commitment or investment decision whatsoever. Any decision to purchase or subscribe for any securities of the Company should be made after seeking appropriate professional advice.

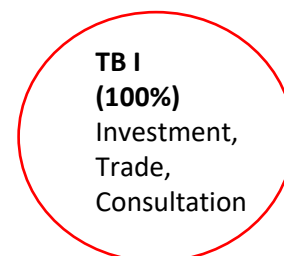
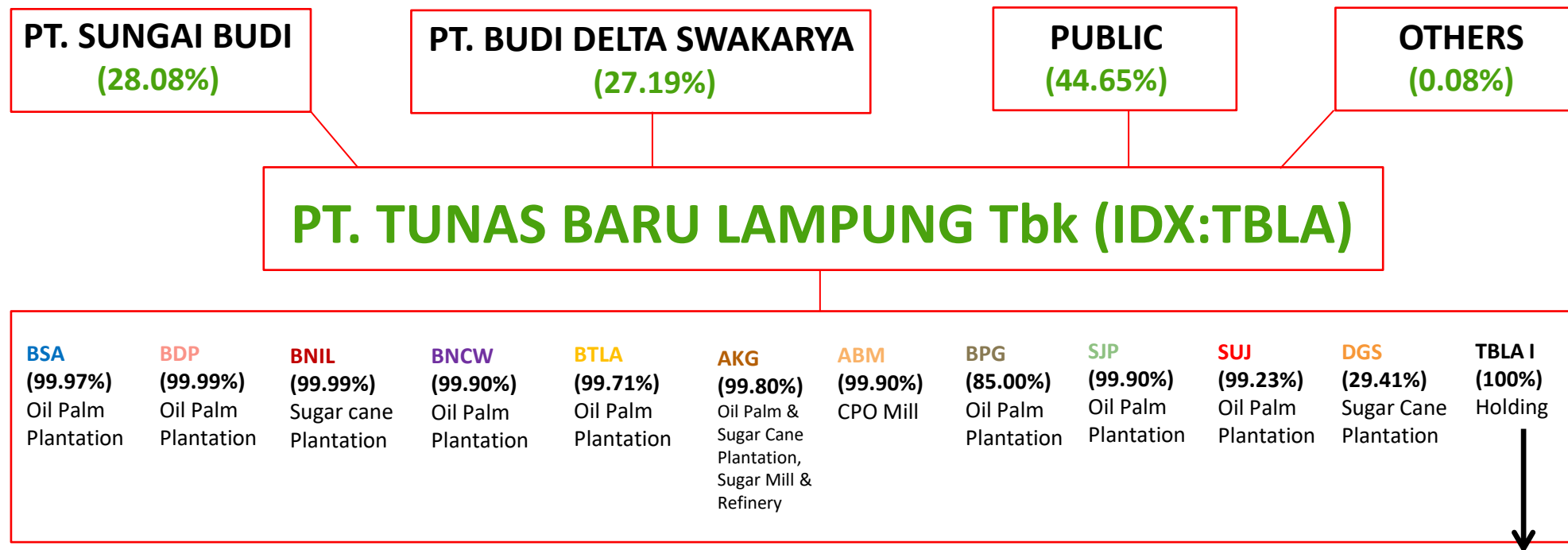
Company Milestones



Company Structure



Shareholding & Subsidiaries (30 September 2021)



BSA	PT. Bumi Sentosa Abadi	AKG	PT. Adi Karya Gemilang	DGS	PT. Dinamika Graha Sarana
BDP	PT. Budi Dwiyasa Perkasa	ABM	PT. Agro Bumi Mas	TBLA I	TBLA International Pte Ltd
BNIL	PT. Bangun Nusa Indah Lampung	BPG	PT. Bumi Perkasa Gemilang	TB I	Tunas Baru Lampung Pte Ltd
BNCW	PT. Budi Nusa Cipta Wahana	SJP	PT. Solusi Jaya Perkasa		
BTLA	PT. Bangun Tata Lampung Asri	SUJ	PT. Samora Usaha Jaya		

Business Segmentation

1. Oil Palm

Upstream: Crude Palm Oil

Palm Plantation & Mill



Mills	
Type	Tons/annum
CPO Mills	1,800,000
PKO Mills	270,000
Palm Plantation	
Type	Size (Ha)
Planted	59,653
Mature	48,468
TOTAL	76,721

Downstream: Cooking oil, FAME

Refinery (+ Biodiesel)



Refinery & Biodiesel	
Type	Tons/annum
Palm Oil Refinery ⁽¹⁾	1,110,000
Biodiesel ⁽²⁾	315,000

2. Sugar

Sugar Cane Plantation & Mill



Sugar Mill	
Type	Tons of cane/day
Sugar Mill	8,000
Sugar Cane Plantation	
Type	Size (Ha)
Cane Plantation	14,149

Sugar Refinery



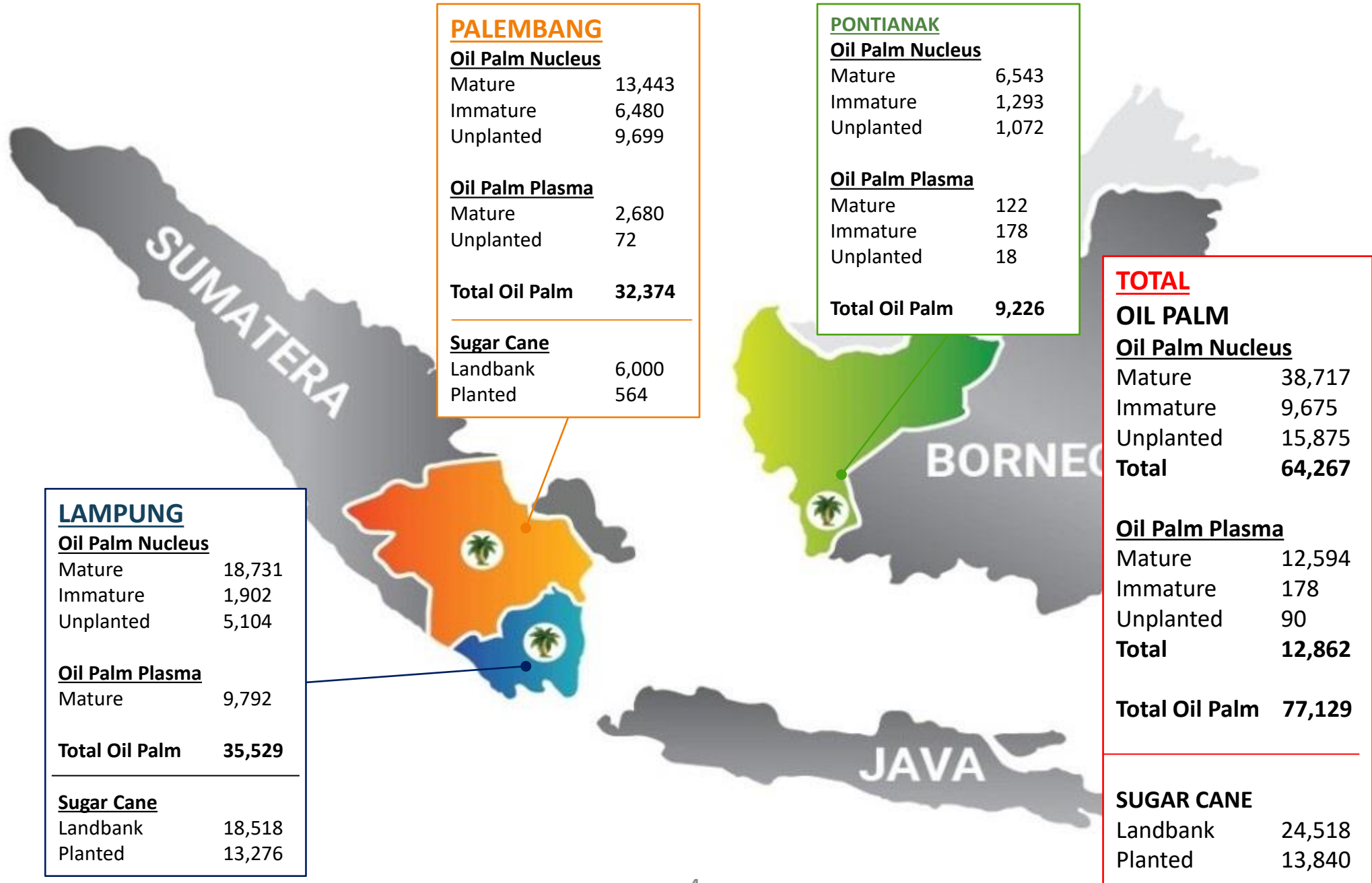
Sugar Refinery	
Type	Tons of cane/day
Sugar Refinery	900



Plantation Profile



Estate Location & Size – 30 September 2021

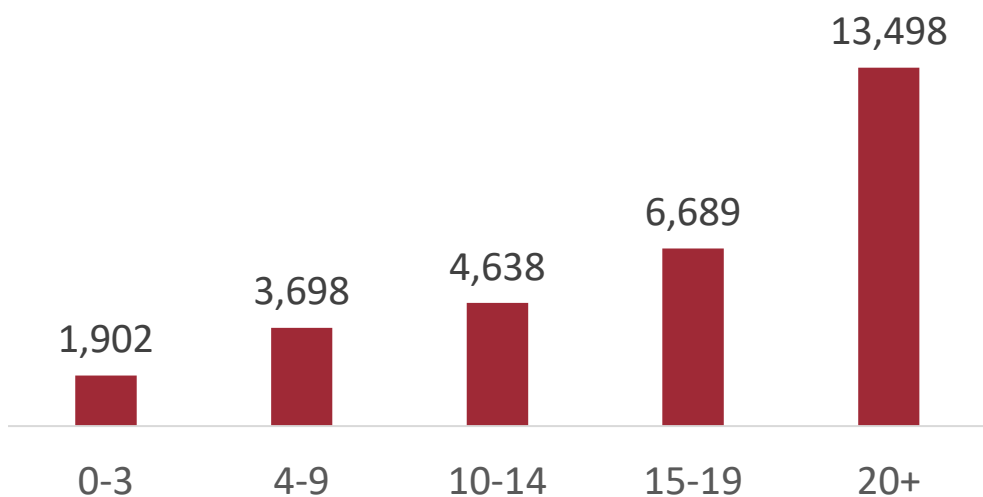


Oil Palm Age Profile

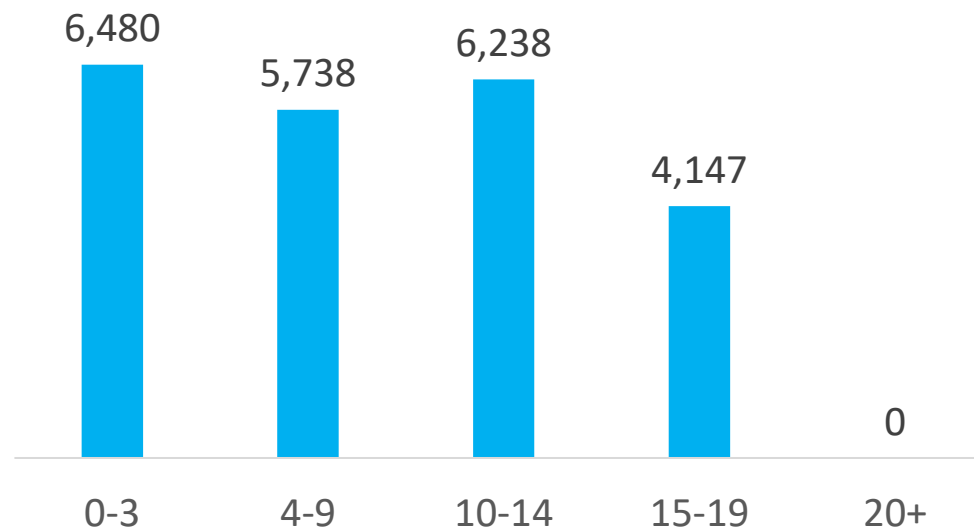
Hectares – 30 September 2021



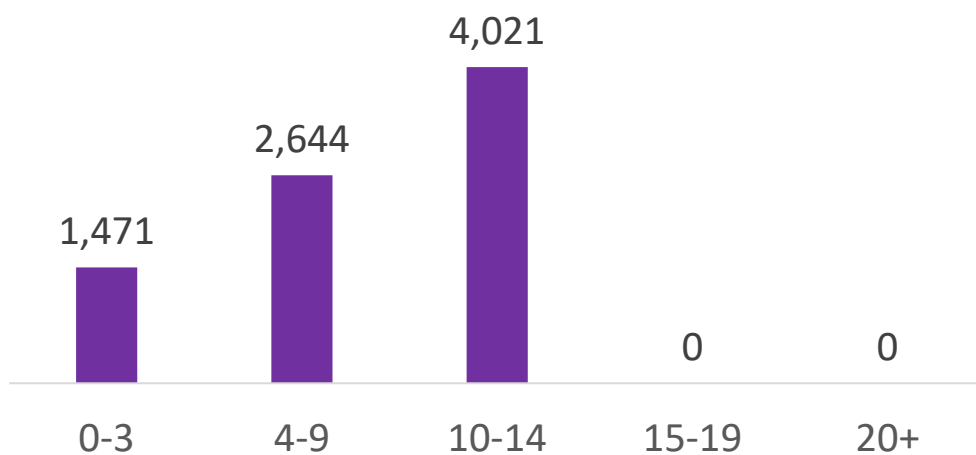
Lampung



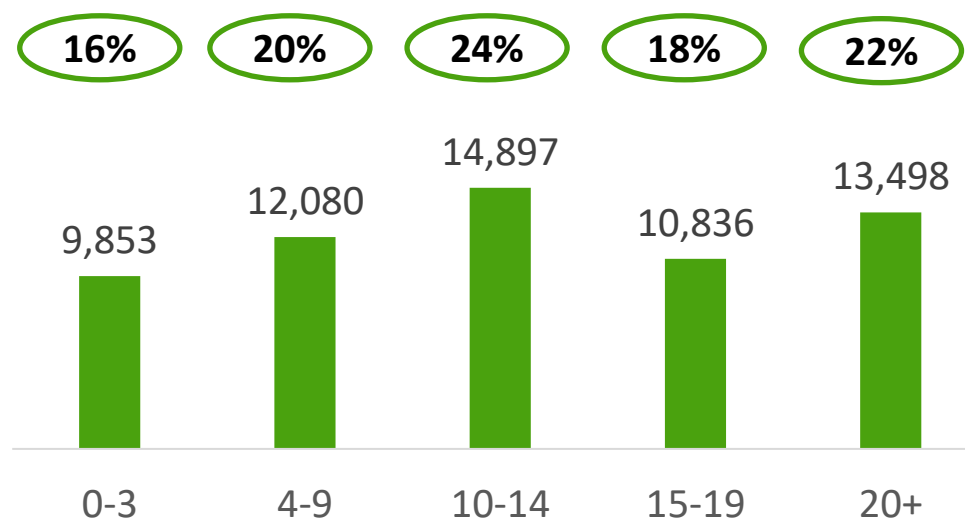
Palembang



Pontianak



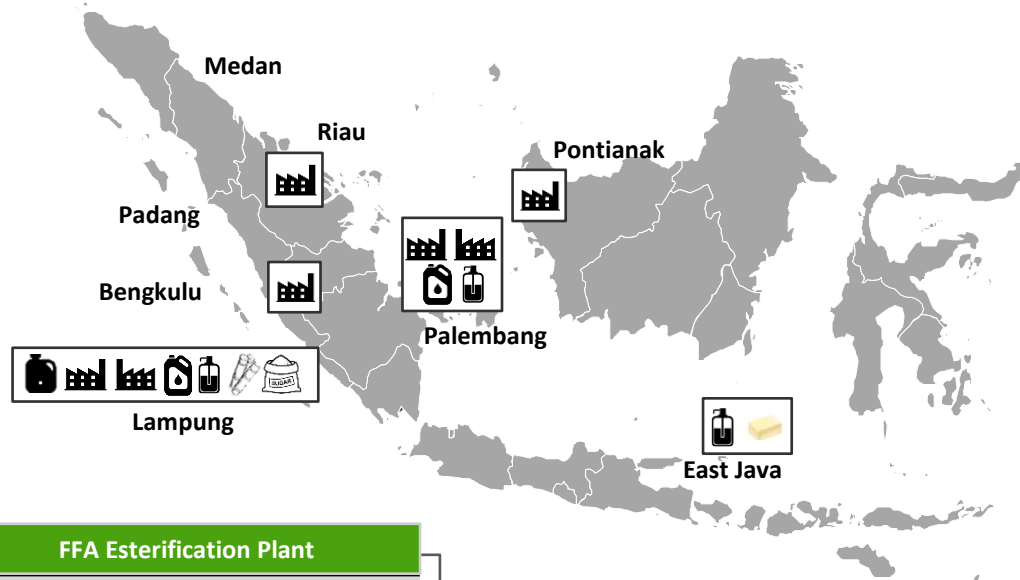
Total



Production Facilities



TBLA is an integrated manufacturer of oil palm and sugar products with well-invested mills, refineries and factories strategically located throughout Indonesia.



Margarine		
Location	Tons/annum	Tons/hour
East Java	108,000	18

Biodiesel		
Location	Tons/annum	Tons/day
Lampung	315,000	1,050
Lampung*	450,000	1,500
TOTAL	765,000	2,550

*Under construction (Exp completion 4Q2022)

CPO Mills		
Location	Tons/annum	Tons/hour
Lampung	1,125,000	225
Palembang	450,000	90
Pontianak	225,000	45
TOTAL	1,800,000	360

FFA Esterification Plant		
Location	Tons/annum	Tons/day
Lampung*	30,000	100

*Under construction (Exp completion 1Q2022)

Palm Oil Refinery		
Location	Tons/annum	Tons/day
Lampung	510,000	1,700
Lampung*	750,000	2,500
Palembang	300,000	1,000
East Java	300,000	1,000
TOTAL	1,860,000	6,200

*Under construction (Exp completion 3Q2022)

Soap		
Location	Tons/annum	Tons/hour
Lampung	13,750	2.25
Palembang	13,750	2.25
TOTAL	27,500	4.5

Refined Glycerin Plant		
Location	Tons/annum	Tons/day
Lampung*	36,000	120

*Under construction (Exp completion 1Q2022)

	CPO Mill
	PKO Mill
	Palm Cooking Oil, Stearin & PFAD Facility
	Soap Factory
	Margarine Factory
	Sugar Mill
	Sugar Refinery
	Biodiesel Plant

Sugar Refinery	
Location	Tons of cane /day
Lampung	900

Sugar Mill	
Location	Tons of cane /day
Lampung	8,000

Production Facilities



Oil Palm Mill (45 ton/hour) – Sukadana, Lampung



Production Facilities



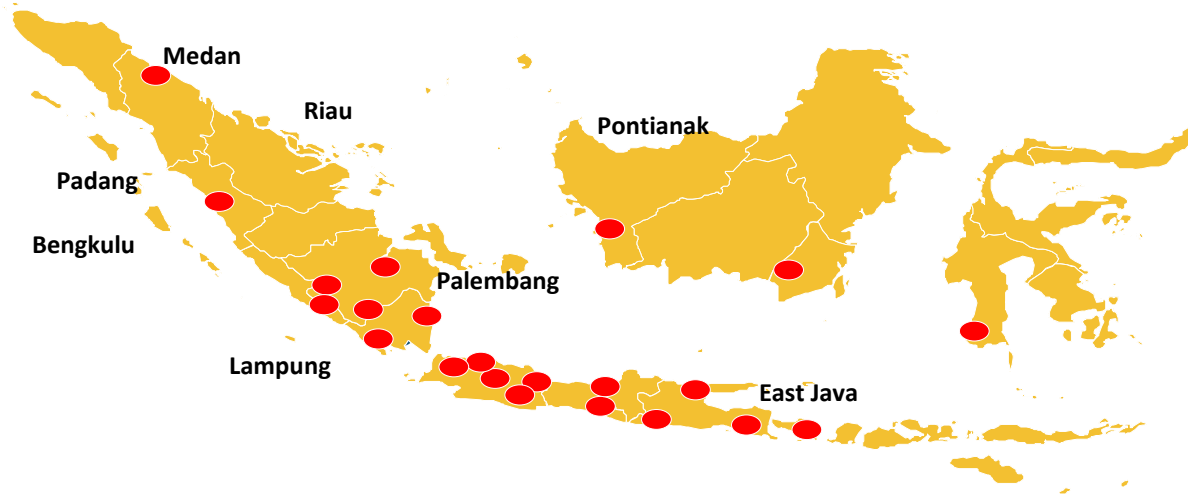
New Oil Palm Mill (45 ton/hour) – Pontianak, West Kalimantan



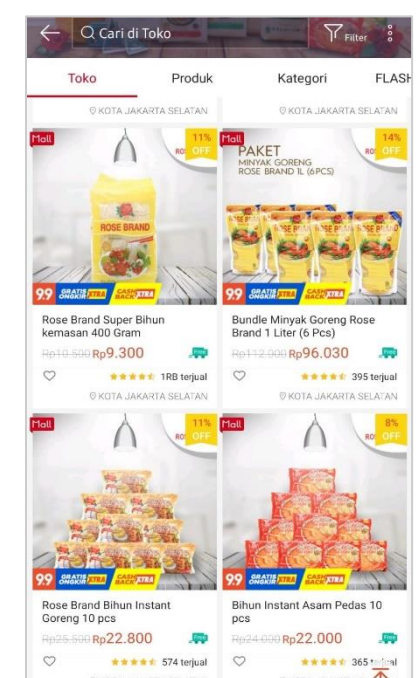
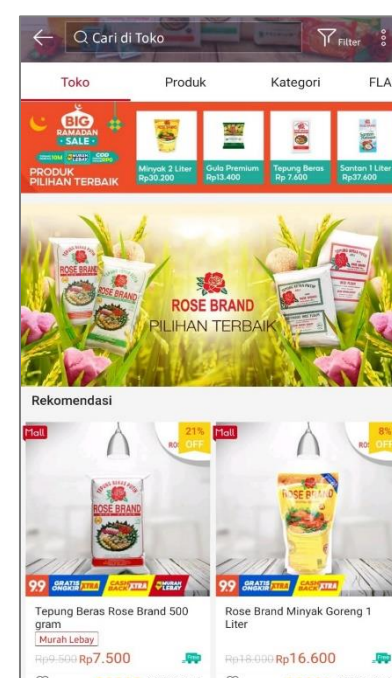
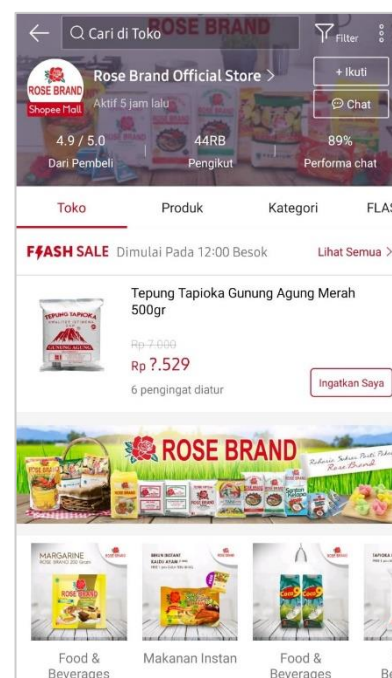
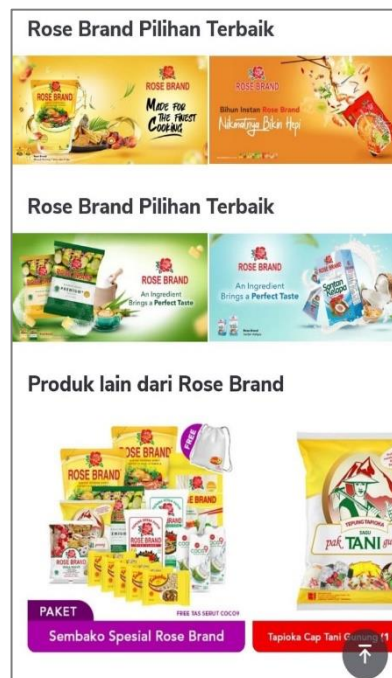

Distribution Platform



NATIONWIDE DISTRIBUTION - 23 marketing offices across Indonesia , with access over 48,000 distribution outlets.



E-COMMERCE CHANNEL- Rose Brand official shop in major E-Commerce platform including Shopee and Tokopedia



ESG guiding principles



ISPO Certification

TBLA plantation and mills are adhering to strict ISPO guidelines and in the process of obtaining ISPO certification for all plantations and production facilities.



Sustainability

Apply Good Agricultural Practices (GAP) such as strict zero burning policies. Maintains a high standard of sustainability practices, for new plantation development and management of existing plantations



Green Energy & Recycle

Reduce carbon emissions through the operation of two biogas power plants in Lampung. All six CPO mills and sugar mills uses biomass to produce electricity.

Active participant in Biodiesel initiative. 33% of oil palm revenue is generated from production and sales of biodiesel, which is a sustainable substitute for pure petroleum diesel. Using biodiesel as a transportation fuel increases energy security, improves air quality and the environment, and provides safety benefits



Social Contributions

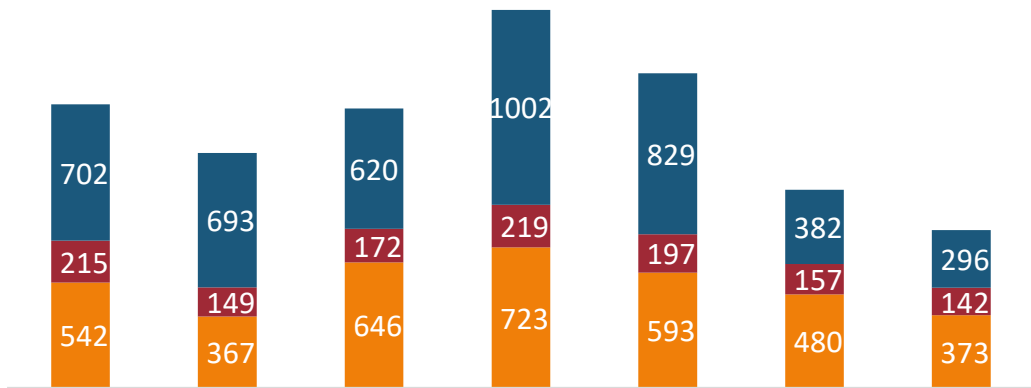
Uplift local economy. Engage, support and enable the local cooperatives under the Plasma Program in Palembang, Lampung and Pontianak with total planted area of 12,772 Ha. The collaboration with locals and assist in conversion of un-utilized land into productive income-generating plantation.

Palm Oil Production Highlights



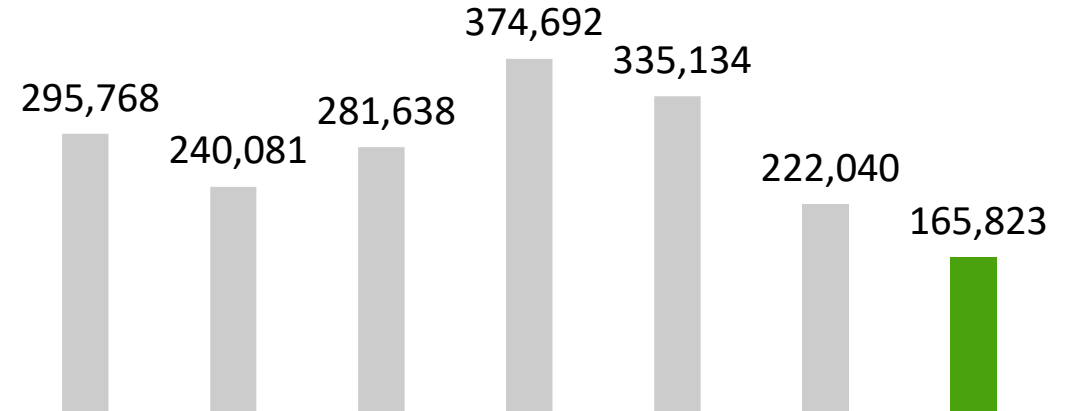
FFB Harvest Volume ('000 Ton)

■ Nucleus ■ Plasma ■ 3rd party purchase



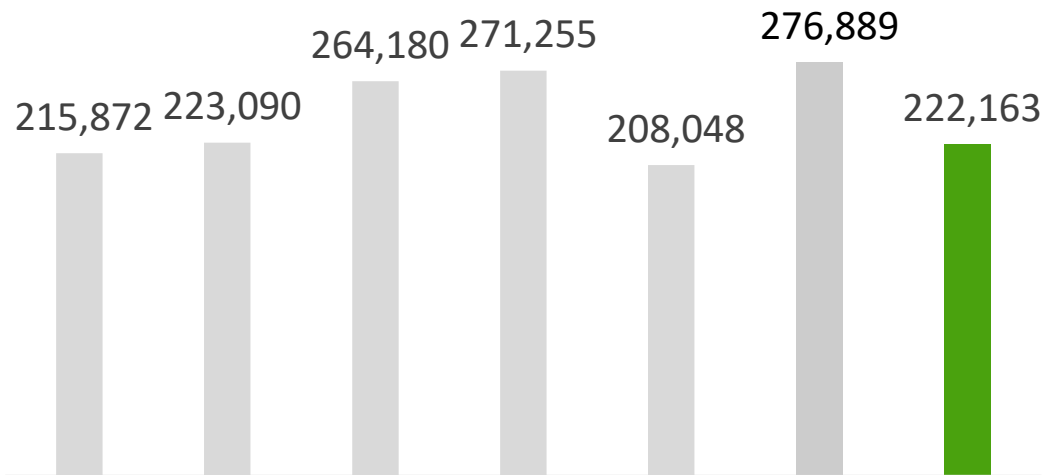
FY2015 FY2016 FY2017 FY2018 FY2019 FY2020 9M2021

CPO (Ton)



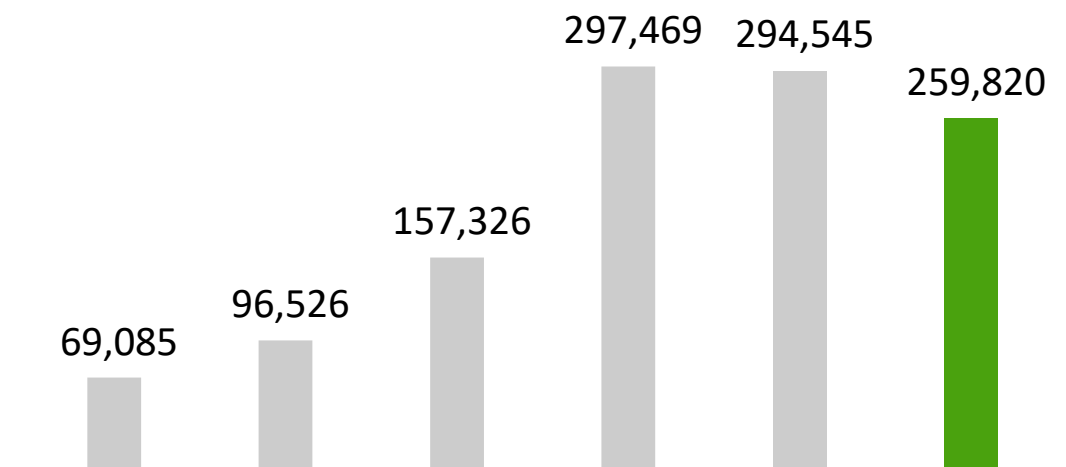
FY2015 FY2016 FY2017 FY2018 FY2019 FY2020 9M2021

Cooking Oil (Ton)



FY2015 FY2016 FY2017 FY2018 FY2019 FY2020 9M2021

Biodiesel/FAME (Kilo Liter)




FY2016 FY2017 FY2018 FY2019 FY2020 9M2021

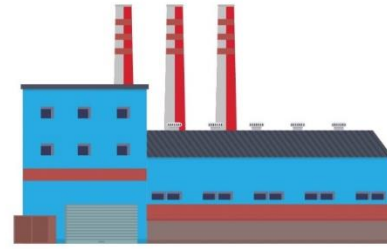
Sugar – Industry Dynamic



Milling



CANE PLANTATION



SUGAR MILL



SUGAR

Refining



IMPORTED RAW SUGAR

NOTE: Governed by quota system through Ministry of Trade

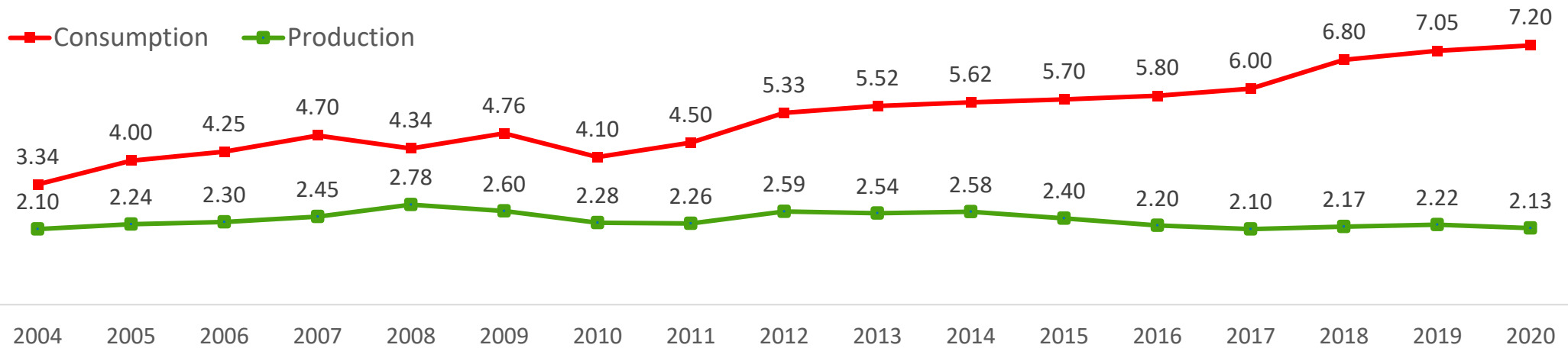


SUGAR REFINERY



SUGAR

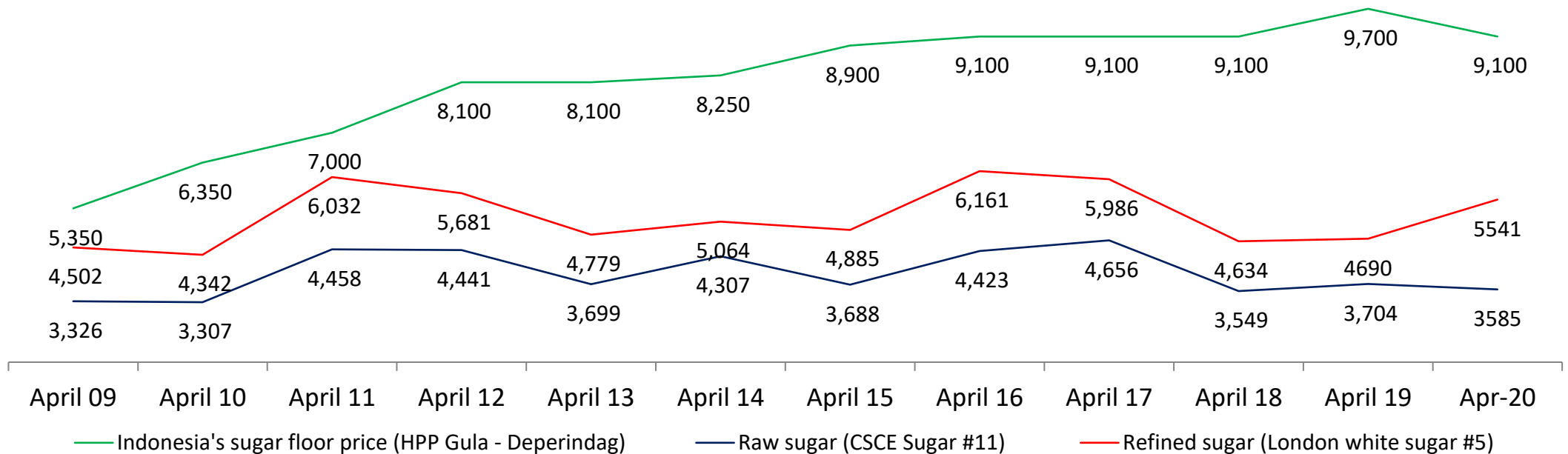
Indonesia's sugar production vs consumption (Million Ton)



Sugar – Industry Dynamic



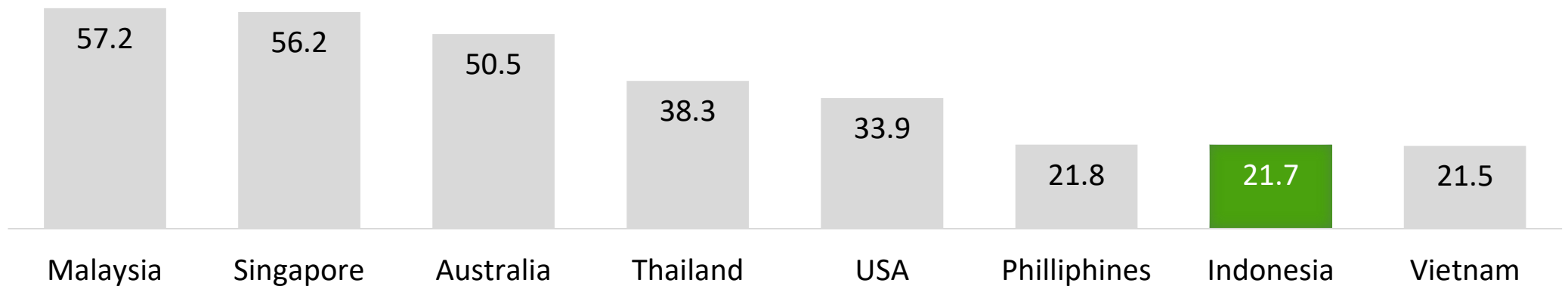
Sugar Price (IDR/Kg)



Note:

- Indonesia's floor price for sugar is set by the Ministry of Trade before the start of the milling season in April of each year.
- Raw sugar price as quoted on the New York Coffee, Sugar and Cocoa Exchange (CSCE).
- Refined sugar price as quoted on the LIFFE
- For illustration purposes, Price for International raw and refined sugar were converted from USD/Pound to IDR/Kg based on the average USD:IDR exchange on the first week of April of each particular year: April 2009 = Rp11,200, April 2010 = Rp8,880; April 2011 = Rp8,460; April 2012 = Rp8,960; April 2013 = Rp9,500; April 2014 = Rp11,100, April 2015 = Rp12,900, April 2016 = Rp13,182, April 2017 = Rp13,200, April 2018 = Rp14,000, April 2019 = Rp14,000

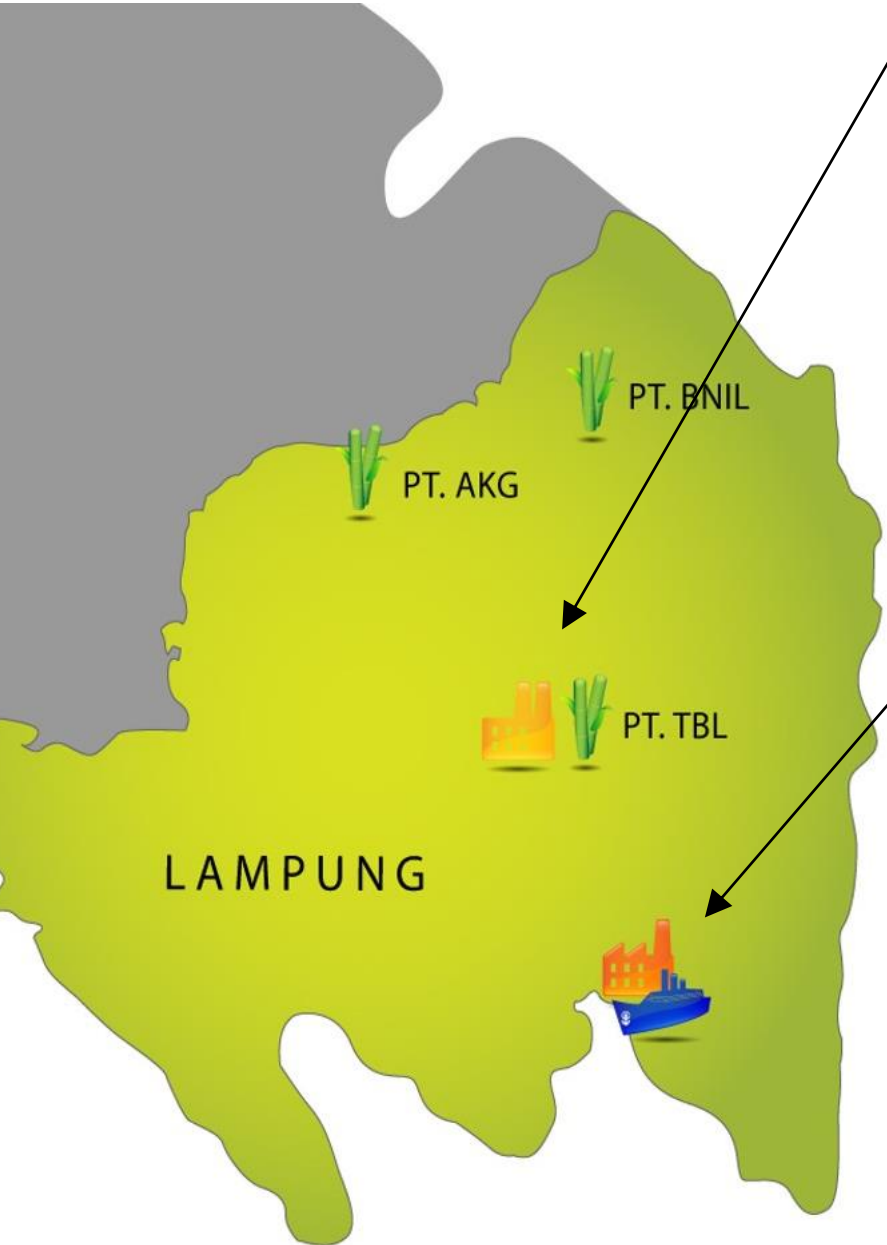
SUGAR CONSUMPTION PER CAPITA 2015/2016 (KG)



Integrated Sugar Production



Plantation, Mill & Refinery



SUGAR MILL – Capacity 8,000 TCD (Ton Cane Day), or ± 100,000 ton of sugar per annum



SUGAR REFINERY – Capacity 900 TON/DAY (324,000 TON/ANNUM)

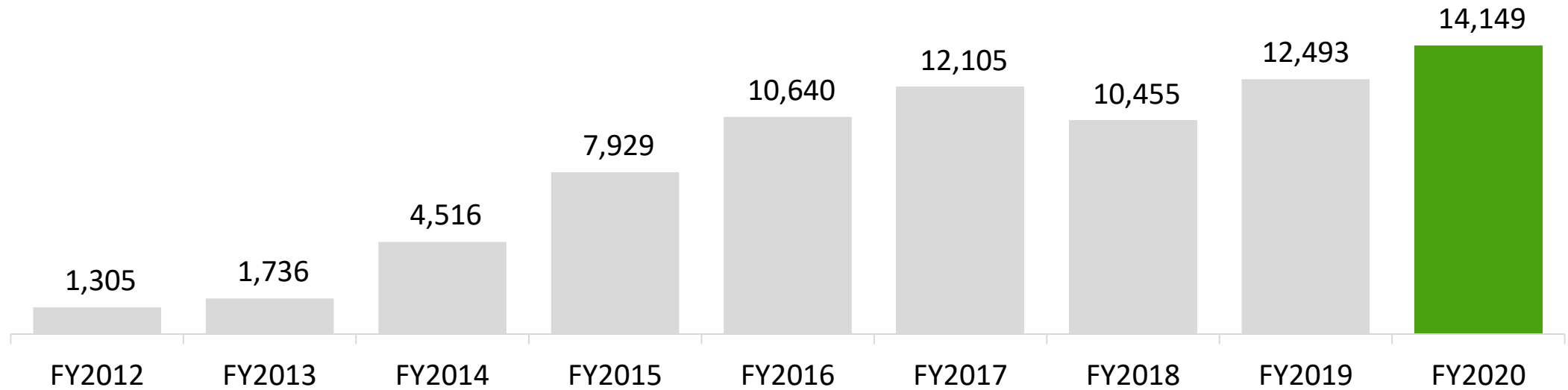


Sugar Cane Plantation



Accelerated Growth

Cane Plantation (Ha)



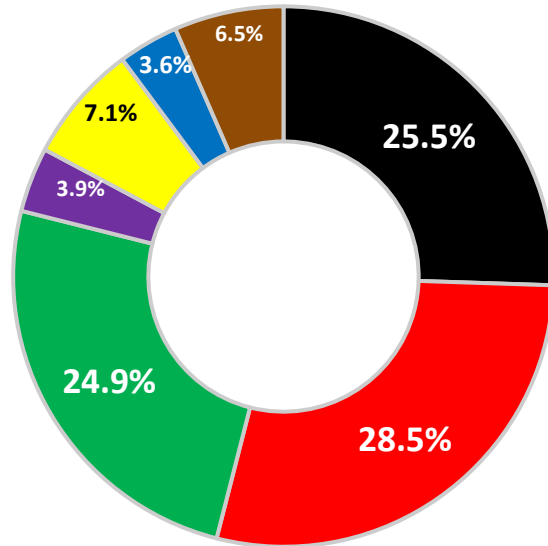
Revenue highlights



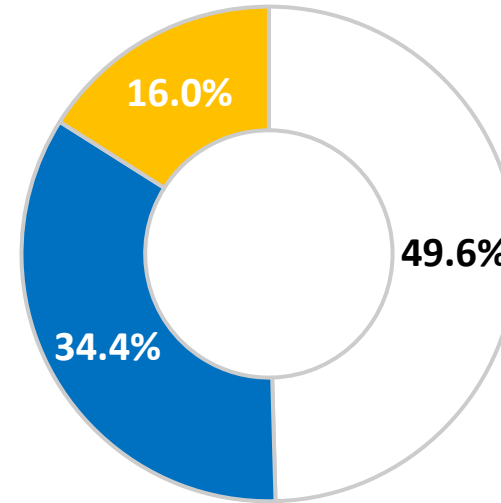
IDR/USD at Rp14,000 for illustration purpose

9M2021 - REVENUE Rp11.1tn / USD792mn

9M2021 "Others" include: Margarine, Soaps, Palm expeller, Glycerin, Biogas, Slopy fatty acid, Glycerin, PKFD, Molasses



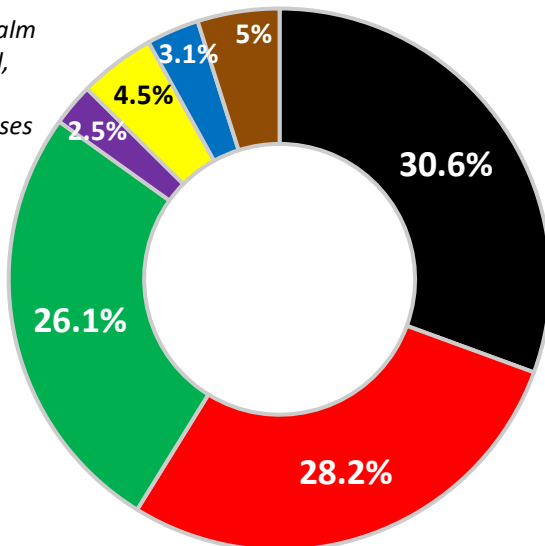
- SUGAR
- COOKING OIL
- BIODIESEL
- PKO
- STEARINE
- FFA
- OTHERS



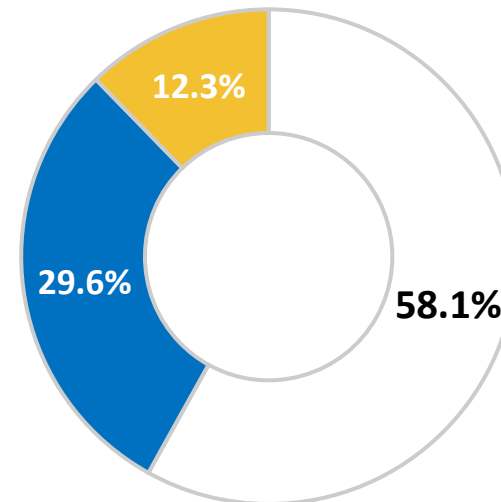
- DOMESTIC (IDR)
- DOMESTIC (USD Linked)
- EXPORT (USD)

9M2020 – REVENUE Rp8.1tn / USD576mn

9M2020 "Others" include: CPO, Margarine, Soaps, Palm expeller, Palm kernel, sloppy fatty acid, Biogas, PKFD, Molasses



- SUGAR
- COOKING OIL
- BIODIESEL
- PKO
- STEARINE
- FFA
- OTHERS



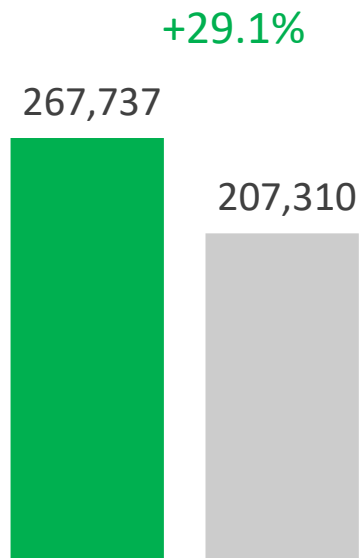
- DOMESTIC (IDR)
- DOMESTIC (USD Linked)
- EXPORT (USD)

Sales highlight

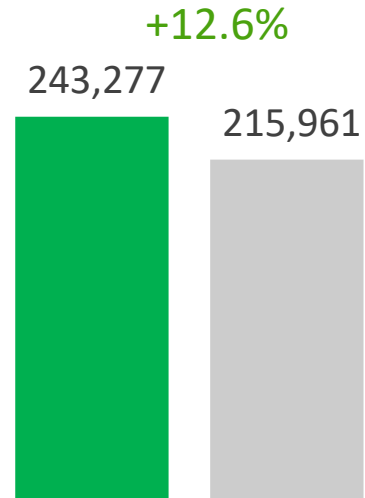


SALES VOLUME (TON)

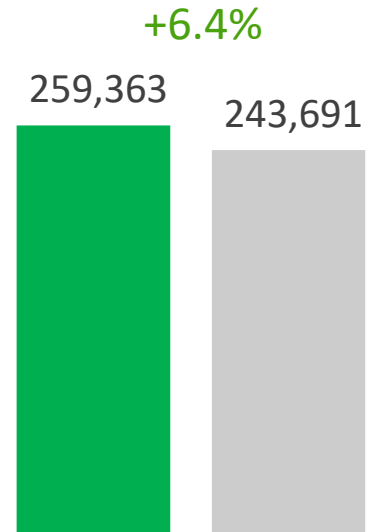
■ 9M2021 ■ 9M2020



Sugar



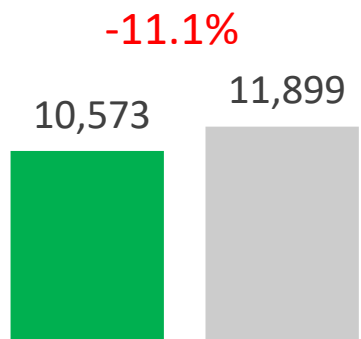
Cooking oil



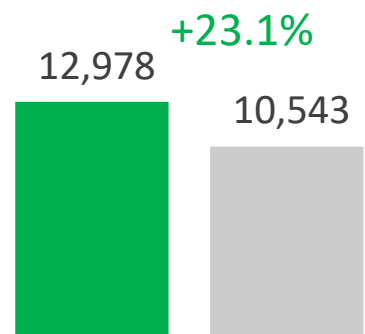
FAME (Biodiesel)

ASP (Rp/Kg)

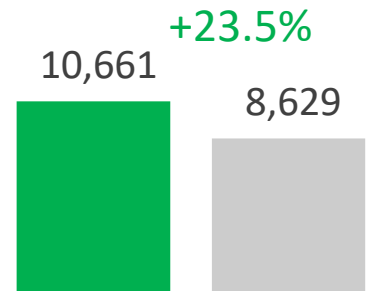
■ 9M2021 ■ 9M2020



Sugar



Cooking oil



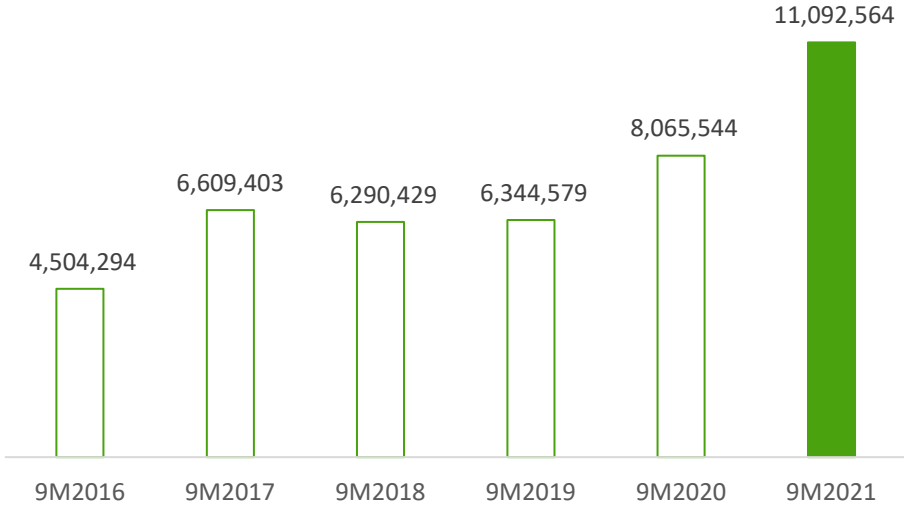
FAME (Biodiesel)

P&L Highlight

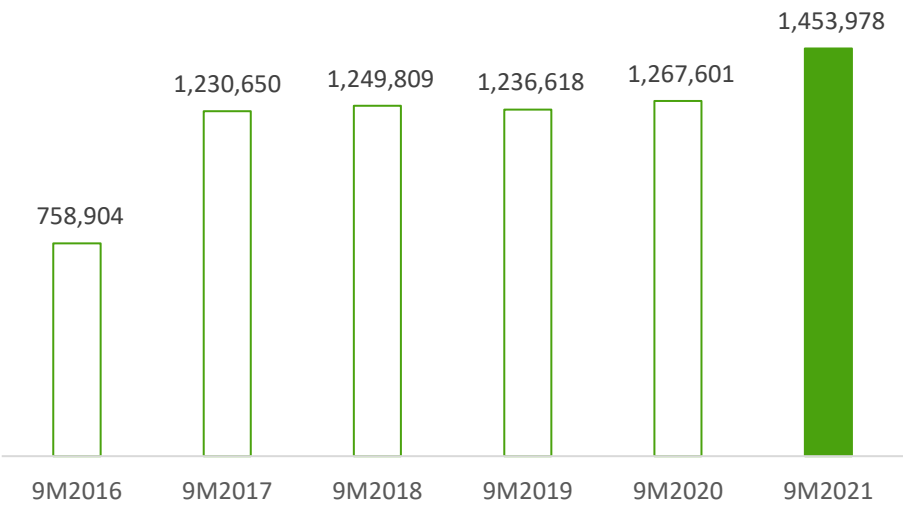


IDR millions

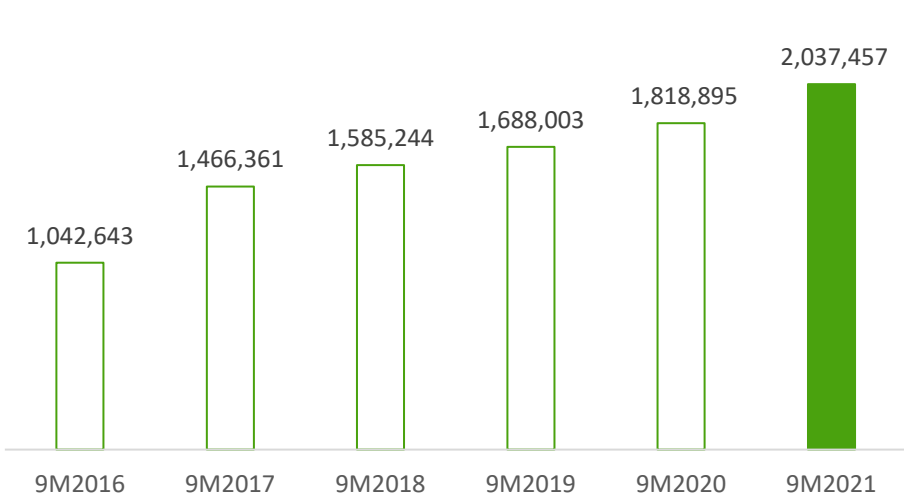
REVENUE



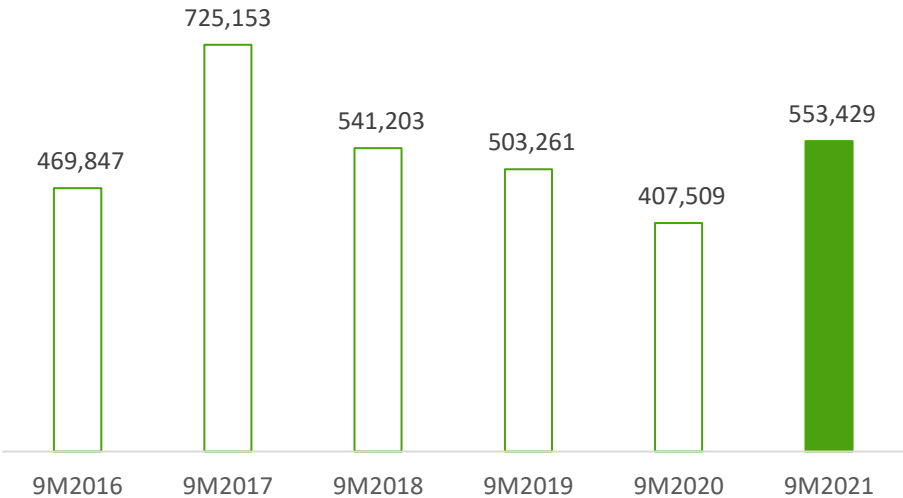
OPERATING PROFIT



EBITDA



NPAT

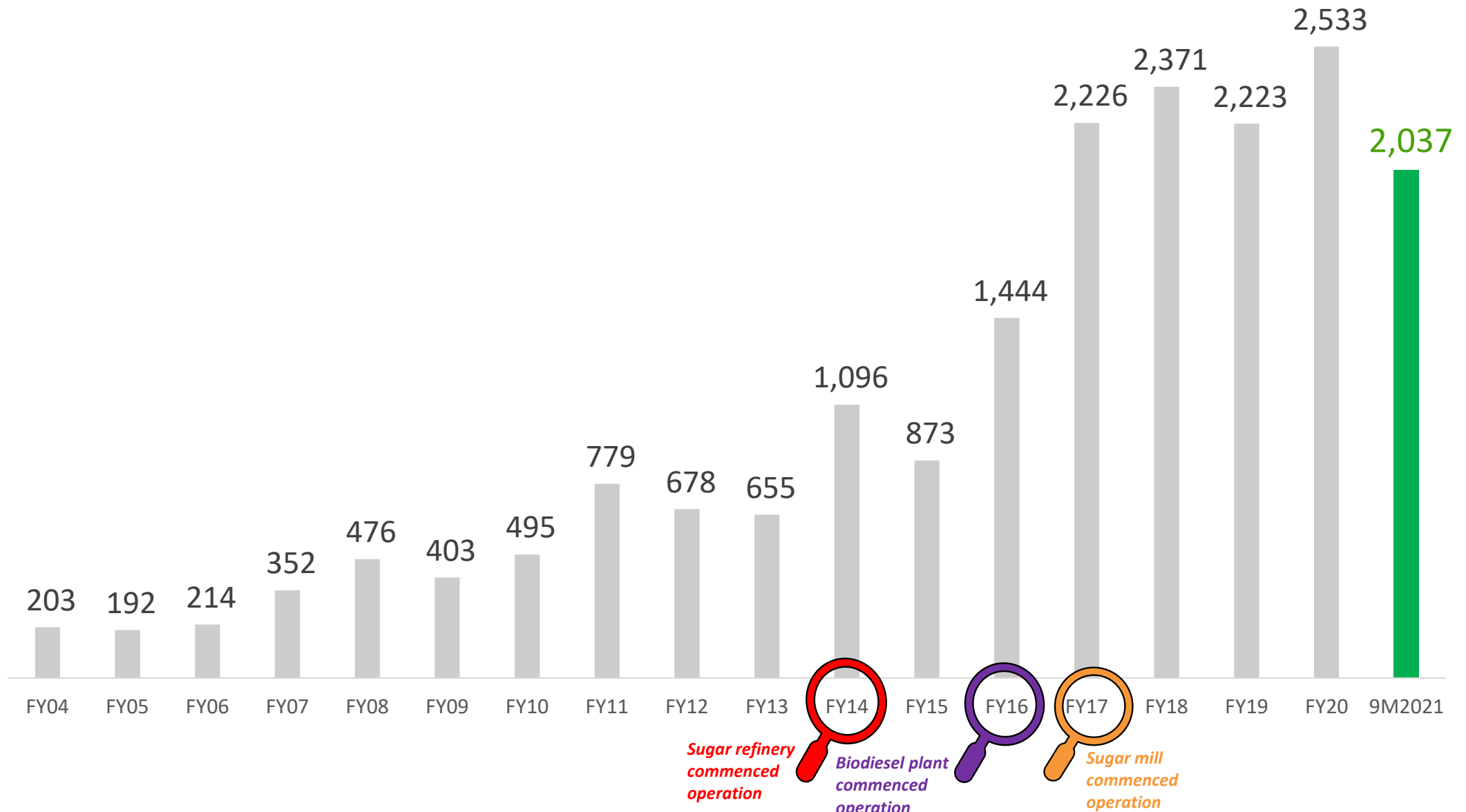


Consistent Growth

IDR billions



EBITDA



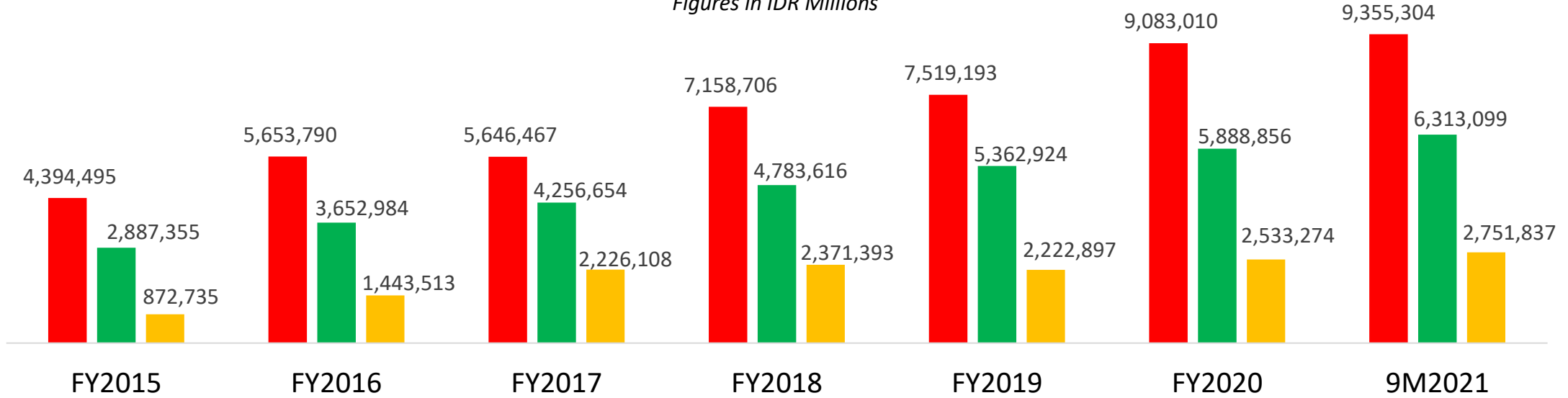
Leverage Matrix



Debt Coverage Ratios

■ Net Debt ■ Equity ■ EBITDA

Figures in IDR Millions



Note: Annualized EBITDA and interest expense

Net Debt / Equity



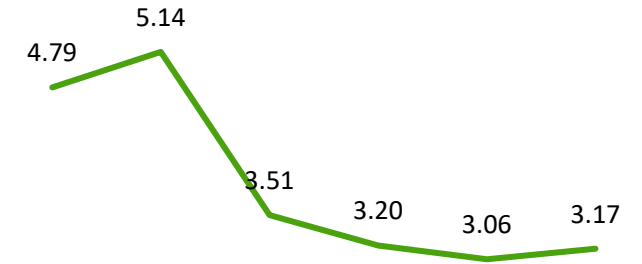
FY2016 FY2017 FY2018 FY2019 FY2020 9M2021

Net Debt / EBITDA



FY2016 FY2017 FY2018 FY2019 FY2020 9M2021

EBITDA / Interest Exp



FY2016 FY2017 FY2018 FY2019 FY2020 9M2021

APPENDIX - Management Profile



Board of Commissioner



Santoso Winata
President Commissioner

Indonesian. Joined Sungai Budi Group in 1982. Mr. Winata is also the Vice Chairman of Sungai Budi Group and President Director of PT Budi Starch & Sweetener Tbk since 1987. He has been the President Commissioner of TBLA since 1990.



Albert Oey
Commissioner

Indonesian. Joined Sungai Budi Group since 1998. Mr. Oey is also a director at PT Budi Starch & Sweetener Tbk. He was appointed as Commissioner of TBLA in 1999.



Justinus Aditya Sidharta
Commissioner

Indonesian. Joined the Company since 2016 as an Independent Commissioner. His past and current appointment include: Independent Commissioner at PT. Catur Sentosa Adiprana Tbk (2015 – Present), Managing Director at justinus a Sidharta CPA firm (2011 – present), Deputy Managing Director at Johan Malonda Astika & Partners (1998 – 2010).

APPENDIX - Management Profile



Board of Directors



Widarto
President Director

Indonesian. Joined Sungai Budi Group in 1966 and appointed as Chairman of the group in 1985. Mr. Widarto has been in charge as President Director of TBLA since 1986. He is also currently the President Commissioner of PT Budi Starch & Sweetener Tbk .



Sudarmo Tasmin
Deputy President Director

Indonesian. Obtained Master of Economic degree from Trisakti University in 1981. Started his career as auditor in Public Accountant Firm Santoso Reskoatmojo (1981-1982) before serving as internal auditor in PT. Inti Salim Corpora (1982-1984). Mr. Tasmin joined Sungai Budi Group in 1984 and was appointed as director in 1986. Mr. Tasmin was put in charge as Deputy President Director of TBLA in 1999. He also presently serves as Vice-President Director of PT Budi Starch & Sweetener Tbk .



Alfred Oey
Director

Indonesian. Obtained Bachelor of Science in Business Administration Major Finance of Ohio State University, Columbus, USA in 2000. Joined Sungai Budi Group in 2000 and was appointed as the Director of TBLA in 2002.



Djunaedi Nur
Director

Indonesian. Obtained Master of Economic degree from Trisakti University in 1978. Previously served as Manager of Administration and university instructor of Economics Faculty both at Trisakti University (1972-1982). He joined Sungai Budi Group in 1982 and was appointed as General Manager in a number of Sungai Budi group companies until 1990. He was appointed as Director of Sungai Budi Group since 1991, Commissioner of PT Budi Starch & Sweetener Tbk since 1994 and Director of TBLA since 1997.

APPENDIX – Management Profile



Board of Directors



Chin Poh Peng
Director

Malaysian. Joined TBLA Board of Director in 2018. Obtained bachelor degree in agriculture from Malaysia Agriculture University. Worked for Guthrie Malaysia from 1979 to 1997 where last position hold was agronomist consultant. Joined Tropicrop group as CEO from 1997 up until 2010. Worked for PT. SMART Tbk as Head agronomy audit & advisory up until 2014. Joined Sungai Budi group in 2016 as Head of Plantations.



Murugaiah Perisamy
Director

Malaysian. Joined TBLA Board of Director in 2018. Obtained executive master degree in plantation & estate management from e-Malaysia University. Started his career in Guthrie Malaysia in 1972 as senior conductor. Joined Sungai Budi in 1998 as Plantation Manager and holds various position within the group over the last 20 years. Last position hold was plantation general manager from 2015 – 2018.



Mawarti Wongso
Director

Indonesian. Obtained Bachelor of Economics from Trisakti University, Jakarta. Started her career at Malonda & partners public accountant in 1990. Joined Sungai Budi group in 1994 as a financial controller. Ms Wongso previously served as corporate secretary at PT. Budi Starch & Sweetener Tbk up until 2015.