




Aug 2019

# PT. TUNAS BARU LAMPUNG TBK (IDX: TBLA)

*Investor Presentation*  
2019



# DISCLAIMER

These materials have been prepared by PT Tunas Baru Lampung Tbk (the “Company”) and have not been independently verified. No representation or warranty, expressed or implied, is made and no reliance should be placed on the accuracy, fairness or completeness of the information presented or contained in these materials.

The Company or any of its affiliates, advisers or representatives accepts no liability whatsoever for any loss howsoever arising from any information presented or contained in these materials. The information presented or contained in these materials is subject to change without notice and its accuracy is not guaranteed. These materials contain statements that constitute forward-looking statements. These statements include descriptions regarding the intent, belief or current expectations of the Company or its officers with respect to the consolidated results of operations and financial condition of the Company. These statements can be recognized by the use of words such as “expects,” “plan,” “will,” “estimates,” “projects,” “intends,” or words of similar meaning. Such forward-looking statements are not guarantees of future performance and involve risks and uncertainties, and actual results may differ from those in the forward-looking statements as a result of various factors and assumptions.

The Company has no obligation and does not undertake to revise forward-looking statements to reflect future events or circumstances. These materials are for information purposes only and do not constitute or form part of an offer, solicitation or invitation of any offer to buy or subscribe for any securities of the Company, in any jurisdiction, nor should it or any part of it form the basis of, or be relied upon in any connection with, any contract, commitment or investment decision whatsoever. Any decision to purchase or subscribe for any securities of the Company should be made after seeking appropriate professional advice.

# Company Milestones



PT. Tunas Baru Lampung Tbk was established.

- ✓ Listed in JSX.
- ✓ Built 2<sup>nd</sup> CPO mill in Lampung.

- ✓ Join the RSPO<sup>2</sup>
- ✓ Extended FOSFA<sup>1</sup> membership.

600 MT/day Sugar refinery started operation

8,000 TCD Sugar Mill started operation

1974

2000

2004

2006

2011

2013

2016

2017

2018

- ✓ Issue 1<sup>st</sup> corporate bond.
- ✓ Acquired 3<sup>rd</sup> CPO mills

Built 4<sup>th</sup> CPO mills in Banyuasin, South Sumatera

Biodiesel plant started operation

Issued USD200mn global bond and Rp1tn IDR bond.

# Company Structure



## Shareholding & Subsidiaries (30 June 2019)

**PT. SUNGAI BUDI**  
(28.08%)

**PT. BUDI DELTA SWAKARYA**  
(27.19%)

**PUBLIC**  
(44.65%)

**OTHERS**  
(0.1%)

### PT. TUNAS BARU LAMPUNG Tbk (IDX:TBLA)

BSA	BDP	BNIL	BNCW	BTLA	AKG	ABM	BPG	SAP	SJP	SUJ	DGS	TBLA I
(99.97%)	(99.99%)	(99.99%)	(98.00%)	(99.71%)	(99.80%)	(99.90%)	(73.94%)	(90.00%)	(99.90%)	(99.23%)	(29.41%)	(100%)
Oil Palm Plantation	Oil Palm Plantation	Sugar cane Plantation	Oil Palm Plantation	Oil Palm Plantation	Oil Palm Plantation, Sugar Cane	CPO Mill	Oil Palm Plantation	CPO Mill	Oil Palm Plantation	Oil Palm Plantation	Sugar Cane Plantation	TBLA I Holding
												↓
												TB I (100%) Investment, Trade, Consultation

<b>BSA</b>	PT. Bumi Sentosa Abadi
<b>BDP</b>	PT. Budi Dwiyasa Perkasa
<b>BNIL</b>	PT. Bangun Nusa Indah Lampung
<b>BNCW</b>	PT. Budi Nusa Cipta Wahana
<b>BTLA</b>	PT. Bangun Tata Lampung Asri

<b>AKG</b>	PT. Adi Karya Gemilang
<b>ABM</b>	PT. Agro Bumi Mas
<b>BPG</b>	PT. Bumi Perkasa Gemilang
<b>SAP</b>	PT. Surya Andalan Primatama
<b>SJP</b>	PT. Solusi Jaya Perkasa

<b>SUJ</b>	PT. Samora Usaha Jaya
<b>DGS</b>	PT. Dinamika Graha Sarana
<b>TBLA I</b>	TBLA International Pte Ltd
<b>TB I</b>	Tunas Baru Lampung Pte Ltd

# Business Model

## Revenue Drivers



# TBLA

## 1. PALM OIL



**Palm Plantation & Mill**

*FFB, CPO*



**Refinery (+Biodiesel)**

*Cooking oil, Biodiesel*

## 2A. SUGAR REFINERY

**Processing imported  
raw sugar**

*REFINED  
SUGAR*

## 2B. SUGAR MILL

**Cane plantation & Mill**

*MILL WHITE  
SUGAR*

# Business Model

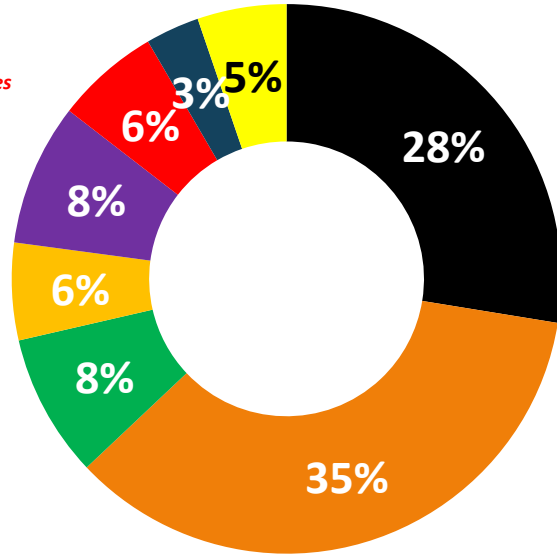
## Revenue breakdown



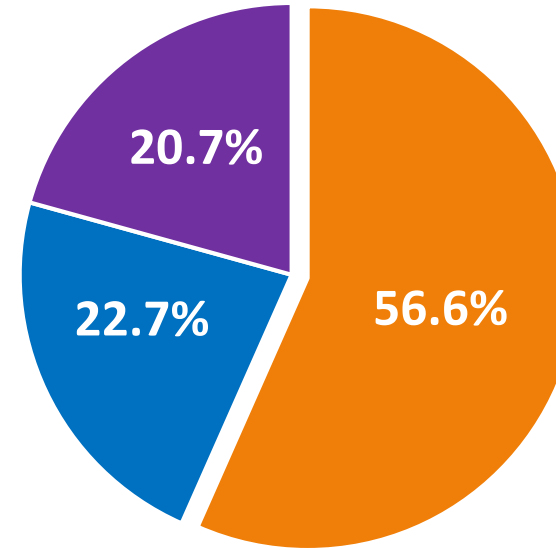
Note: For illustration purpose IDR/USD exchange rate is calculated at Rp14,000

### 6M2018 - REVENUE Rp4.0tn / US\$286mn

6M2018 Others include: Margarine, Soaps, Palm expeller, Slop Fatty Acid, Glycerin, Biogas, Molasses



- SUGAR
- COOKING OIL
- BIODIESEL
- PKO
- STEARINE
- OTHERS
- FFA
- CPO



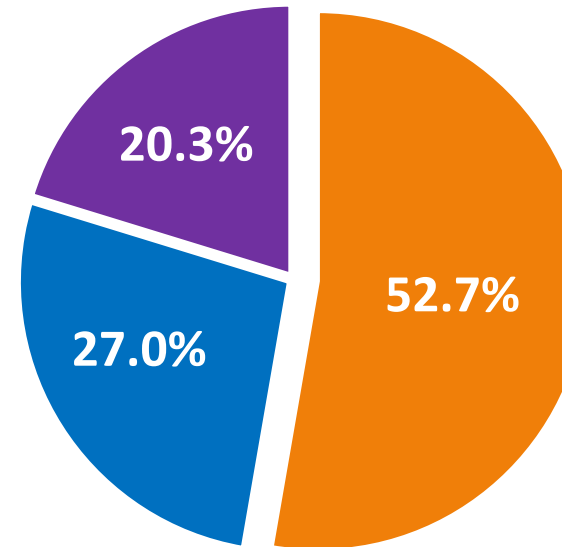
- DOMESTIC (IDR)
- DOMESTIC (USD Linked)
- EXPORT (USD)

### 6M2019 - REVENUE Rp4.1tn / US\$294mn

6M2019 others include: CPO, Margarine, Soaps, Palm expeller, Slop Fatty Acid, Glycerin, Biogas, Molasses



- SUGAR
- COOKING OIL
- BIODIESEL
- PKO
- STEARINE
- OTHERS
- FFA



- DOMESTIC (IDR)
- DOMESTIC (USD Linked)
- EXPORT (USD)

# Palm Oil Plantation



## Estate Location & Size – 30 June 2019

### PALEMBANG

Total Area : 43,305Ha  
 Planted : 18,765Ha  
 Mature : 11,601Ha

*Included in "Total Area", plasma of 2,800 ha and in "Planted", plasma of 2,752 Ha*

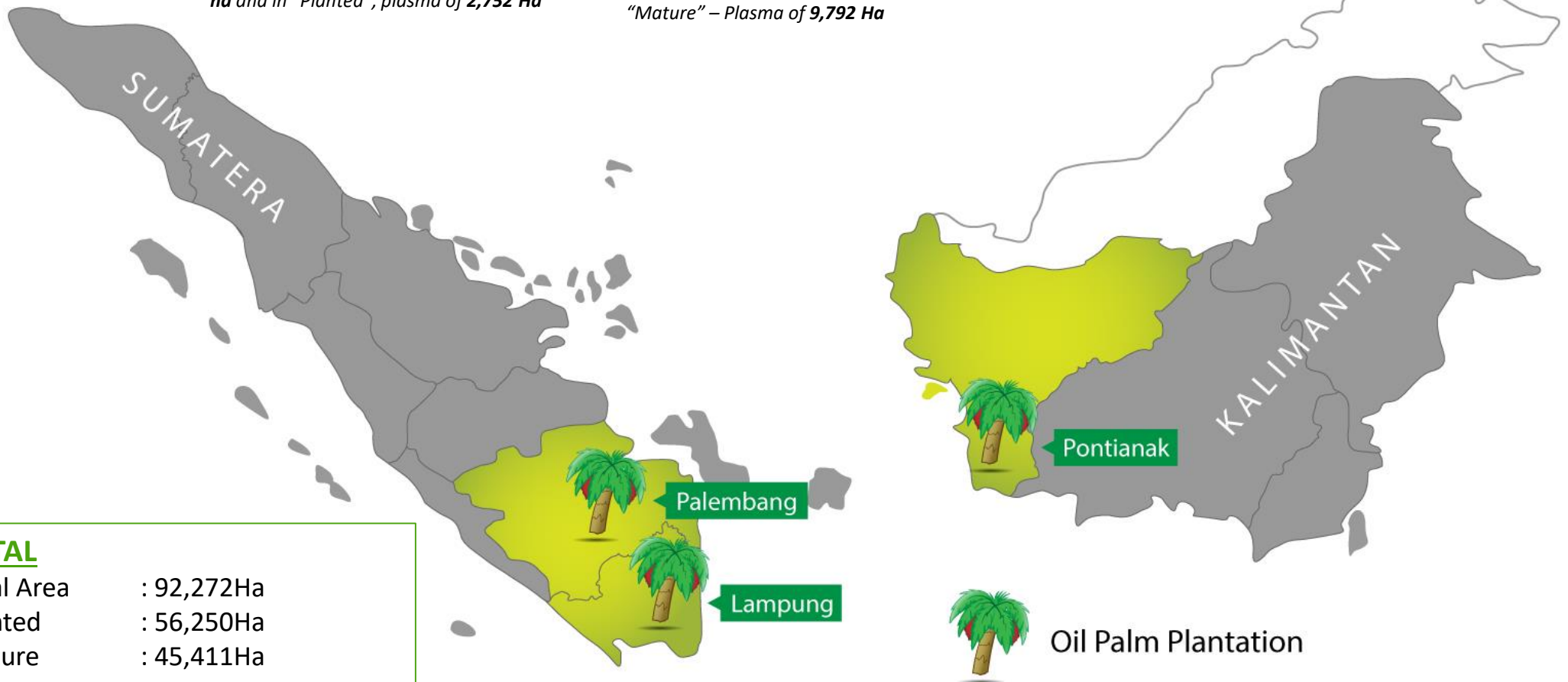
### LAMPUNG

Total Area : 35,199Ha  
 Planted : 29,951Ha  
 Mature : 28,768Ha

*Included in "Total Area", "Planted" & "Mature" – Plasma of 9,792 Ha*

### PONTIANAK

Total Area : 13,768Ha  
 Planted : 7,534Ha  
 Mature : 5,042Ha



### TOTAL

Total Area : 92,272Ha  
 Planted : 56,250Ha  
 Mature : 45,411Ha

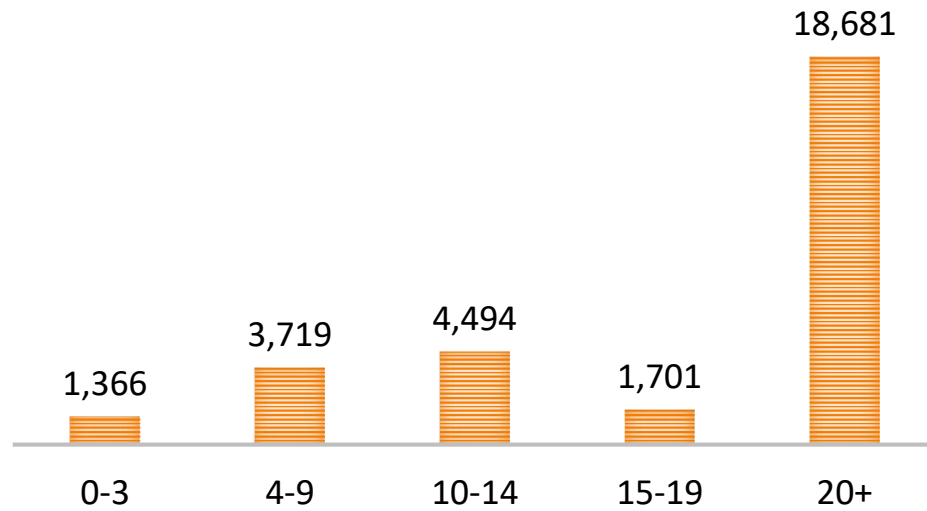
*Note: Included in "Total Area", plasma of 12,544 ha; in "Planted", plasma of 12,544 Ha & in "Mature", plasma of 11,547Ha*

# Palm oil Plantation Profile

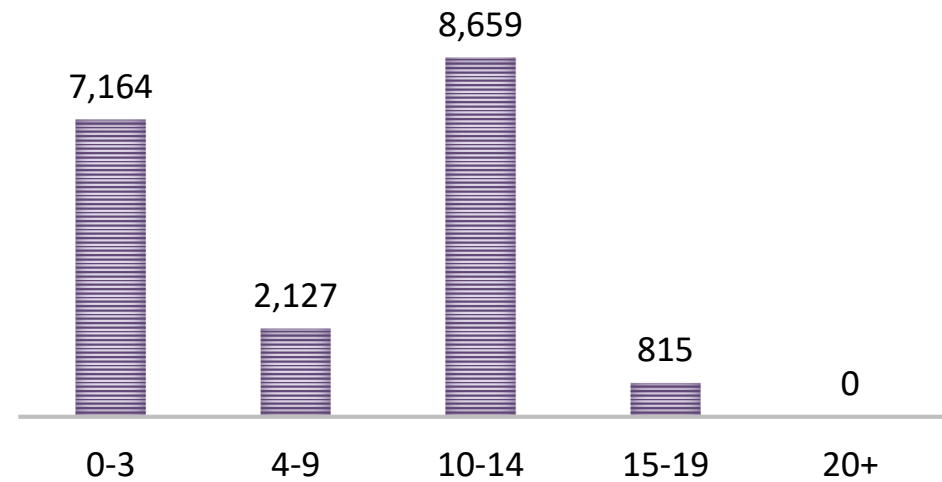
Hectares – 30 June 2019



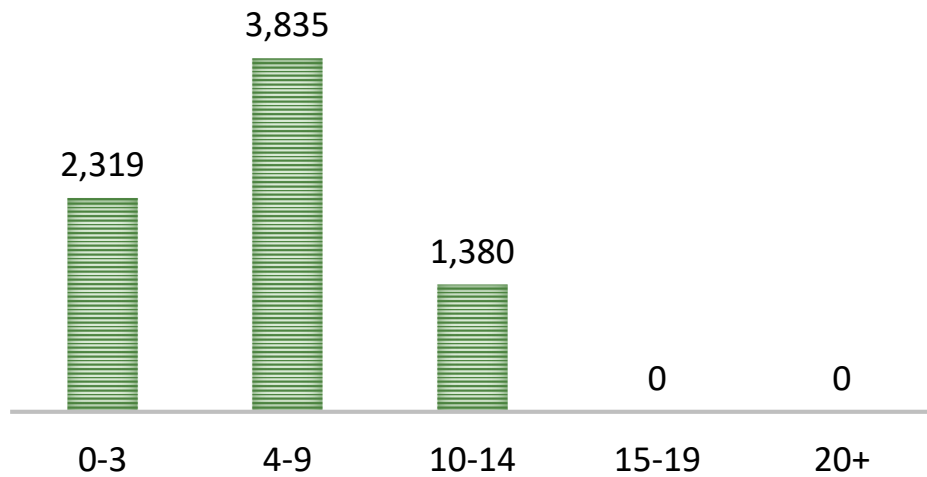
## LAMPUNG



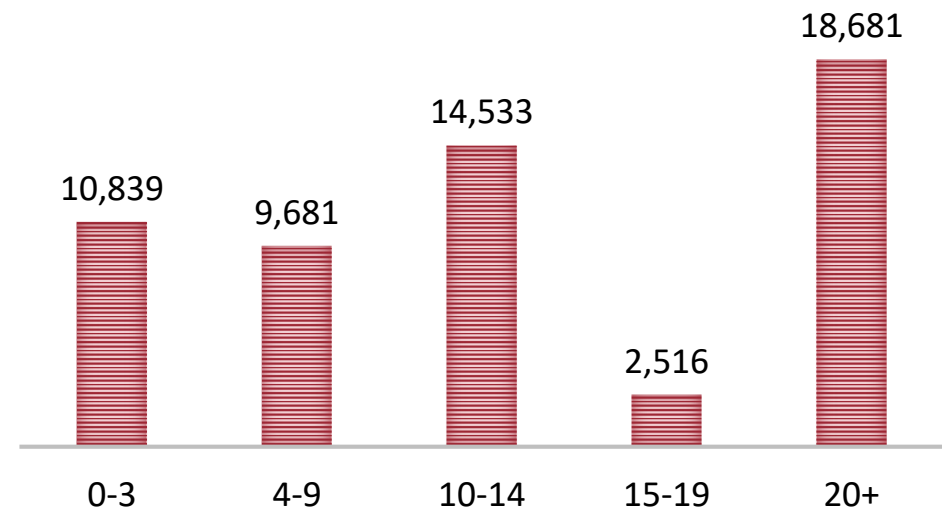
## PALEMBANG



## PONTIANAK



## TOTAL



# Production Facilities



## Palm Oil

### Biodiesel

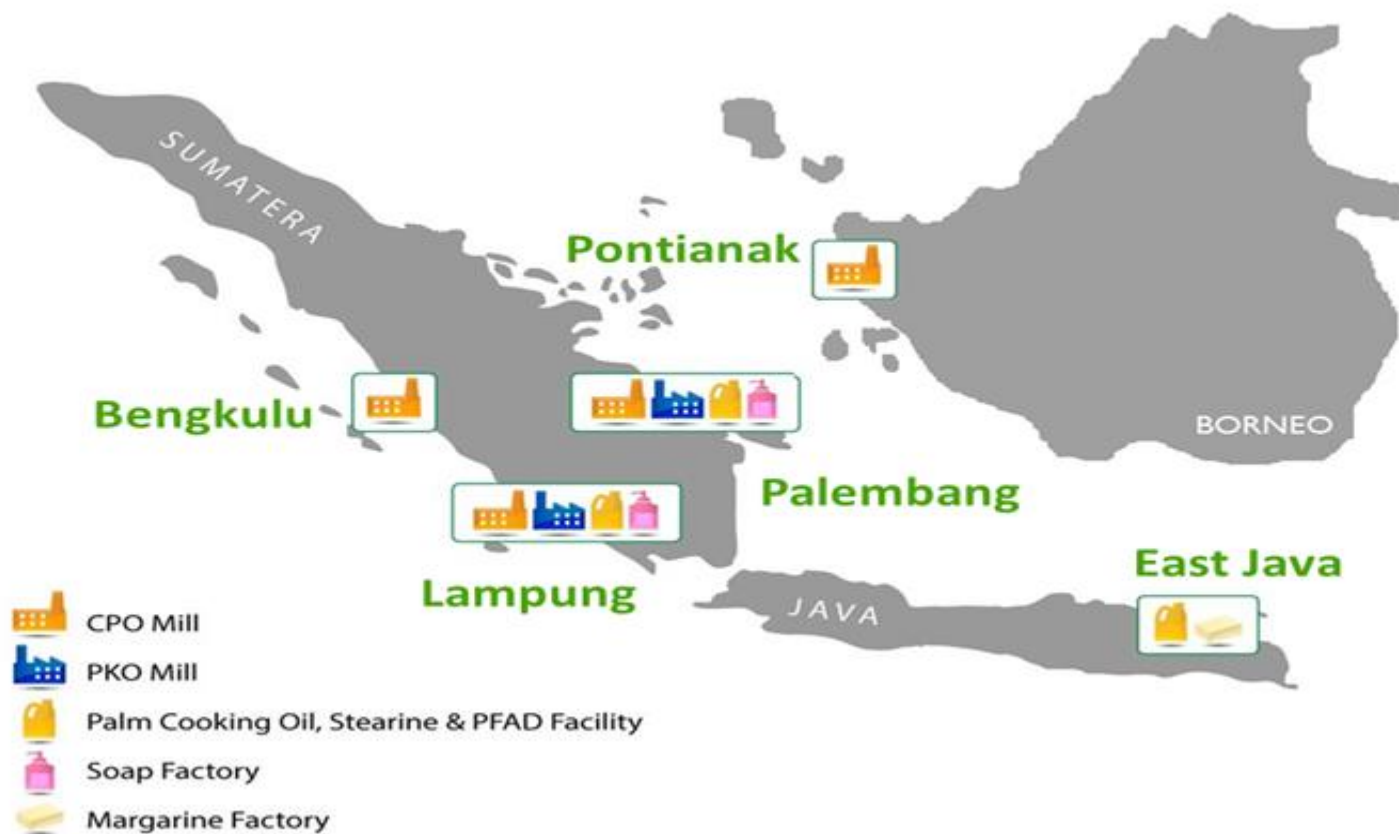
Location	MT/annum	MT/day
Lampung	315,000	1,050

### CPO Mills

Location	MT/annum	MT/hour
Lampung	1,125,000	225
Palembang	450,000	90
Bengkulu	225,000	45
Pontianak	225,000	45
<b>TOTAL</b>	<b>2,025,000</b>	<b>405</b>

### PKO Mills

Location	MT/annum	MT/day
Lampung	210,000	700
Palembang	60,000	200
<b>TOTAL</b>	<b>270,000</b>	<b>900</b>



### REFINERY

Location	MT/annum	MT/day
Lampung	510,000	1,700
Palembang	300,000	1,000
East Java	300,000	1,000
<b>TOTAL</b>	<b>1,110,000</b>	<b>3,700</b>

### SOAPS

Location	MT/annum	MT/hour
Lampung	13,750	2.25
Palembang	13,750	2.25
<b>TOTAL</b>	<b>27,500</b>	<b>4.5</b>

### MARGARINE

Location	MT/annum	MT/hour
East Java	36,000	6

# Production Facilities



*Oil Palm Mill (45 ton/hour) – Sukadana, Lampung*



# Production Facilities



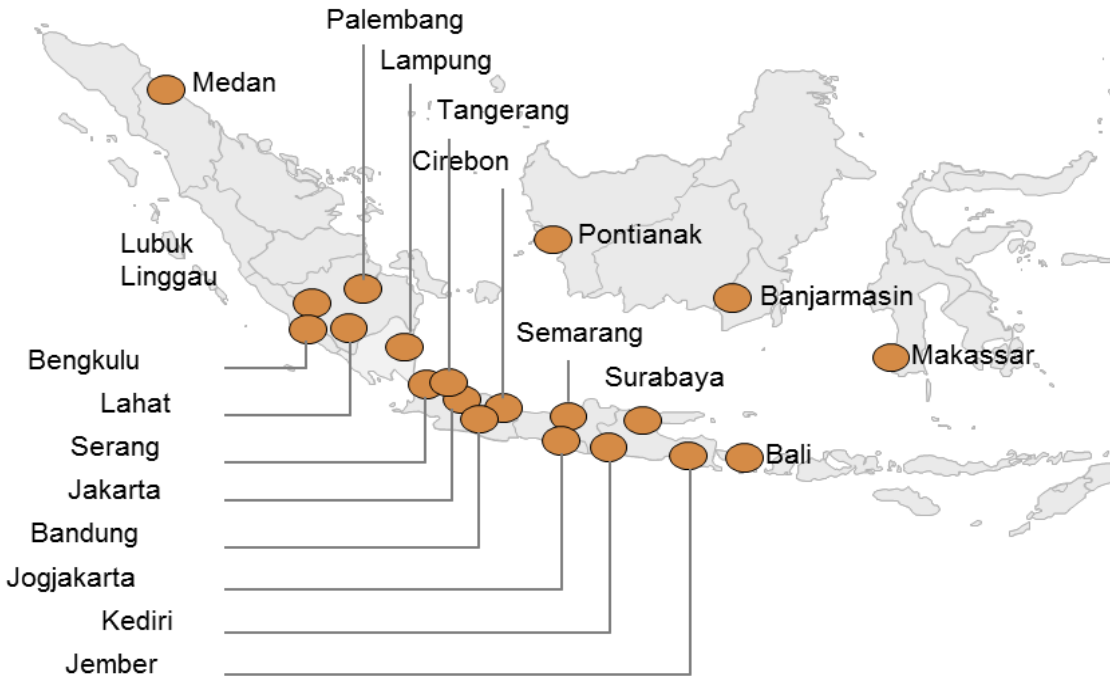
*New Oil Palm Mill (45 ton/hour) – Pontianak, West Kalimantan*



# Consumer Products



## Palm Oil



Utilizing on the Group's nation wide distribution network that covers 21 marketing offices and more than 48,000 outlets.

This infrastructure ensure quick distribution of TBLA's retail products across the country.

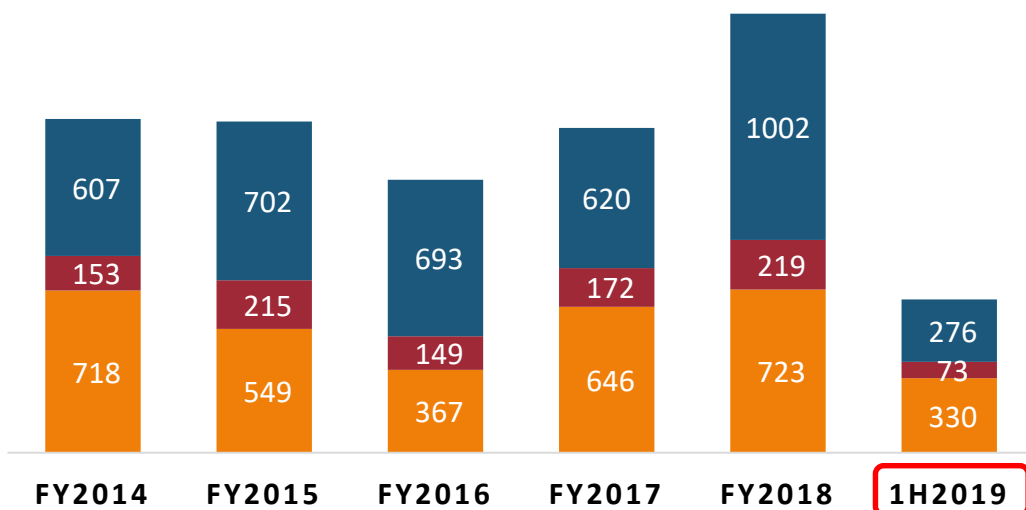


# Palm Oil Production Highlights

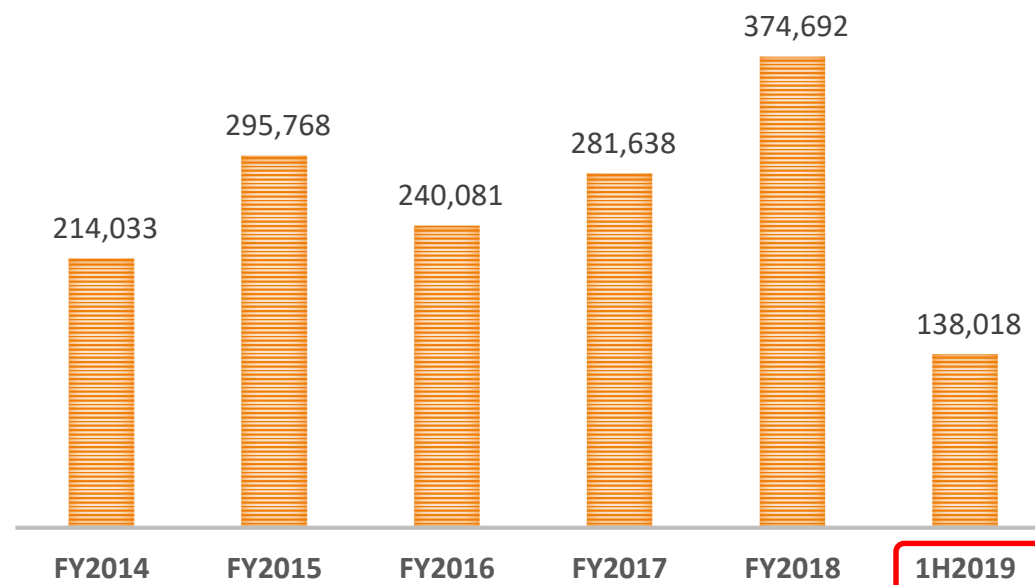


## FFB HARVEST VOLUME ('000 TON)

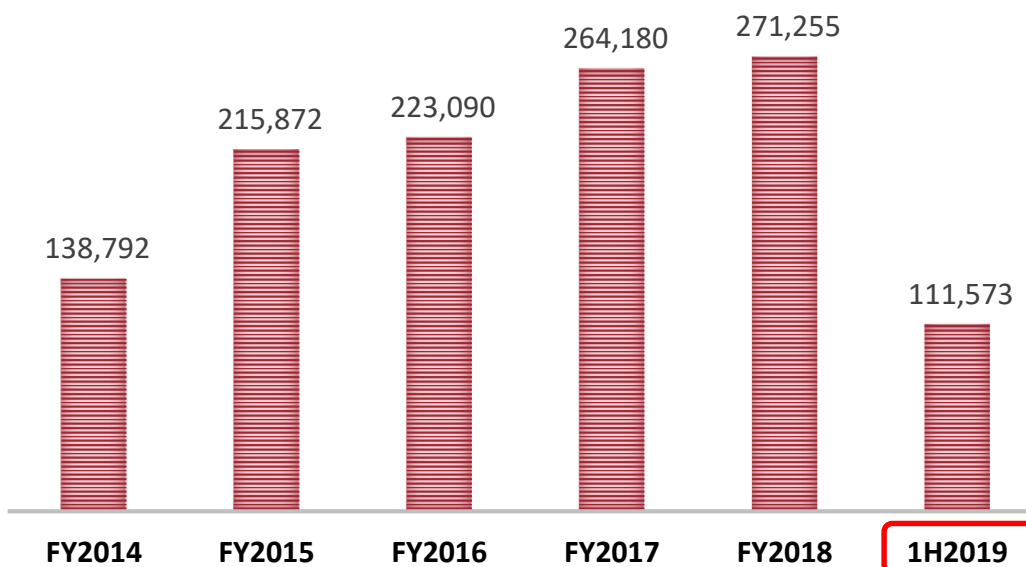
■ Nucleus ■ Plasma ■ 3rd party purchase



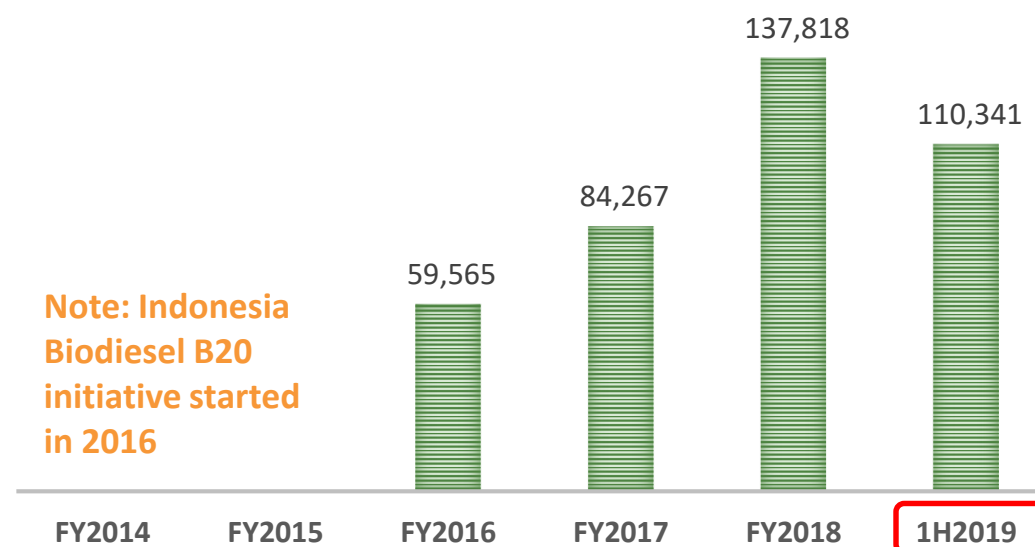
## CPO



## COOKING OIL




## BIODIESEL (FAME)




# Sugar – Industry Dynamics



## ① SUGAR MILLING



CANE PLANTATION




SUGAR MILL



MILL WHITE SUGAR



## ② SUGAR REFINING



IMPORTED RAW SUGAR

( Thailand , Brazil or Australia )

NOTE: Governed by quota system through  
Ministry of Trade



SUGAR REFINERY



REFINED SUGAR

# Integrated Sugar Production

*Plantation, Mill & Refinery*



# Sugar Refinery



**900 TON/DAY**  
**324,000 TON/ANNUM**



# Sugar Refinery



**900 TON/DAY**  
**324,000 TON/ANNUM**



# Sugar Mill

*8,000 TCD (Ton Cane Day)*



# Sugar Mill

8,000 TCD (Ton Cane Day)



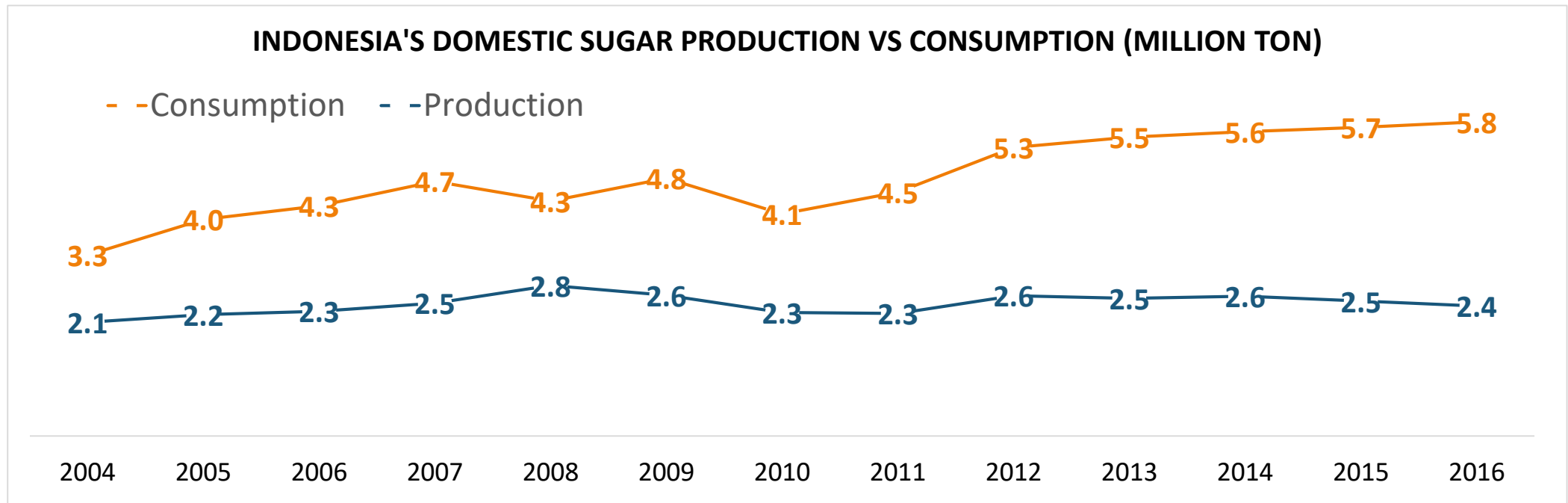
# Sugar Cane Plantation



*Conversion of old oil palm to sugar cane estate*

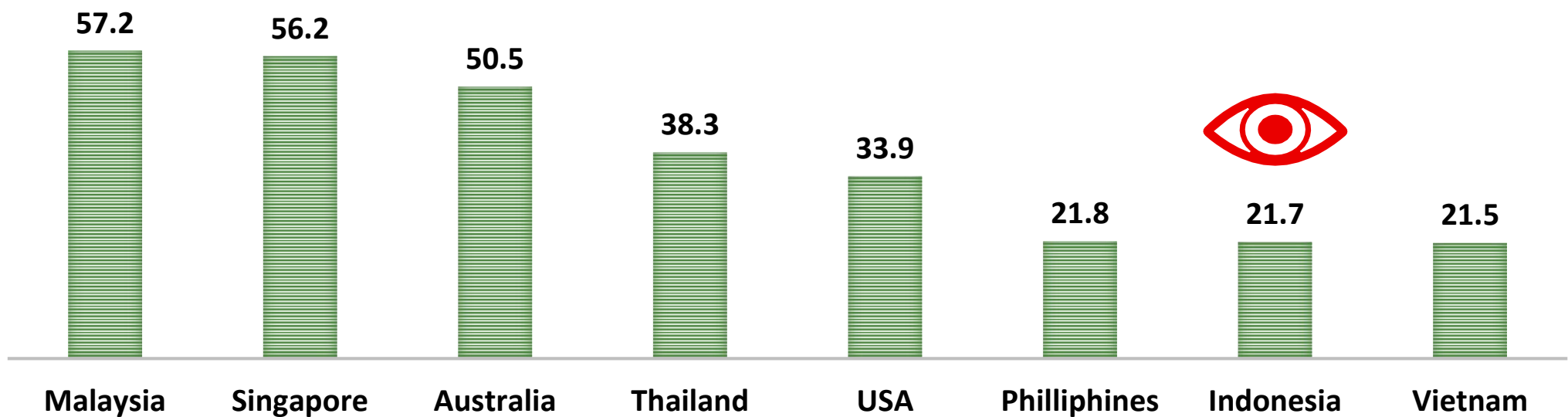


# Sugar – Industry Dynamics



Source: Kontan, Agroindonesia

## SUGAR CONSUMPTION PER CAPITA 2015/2016 (KGS)

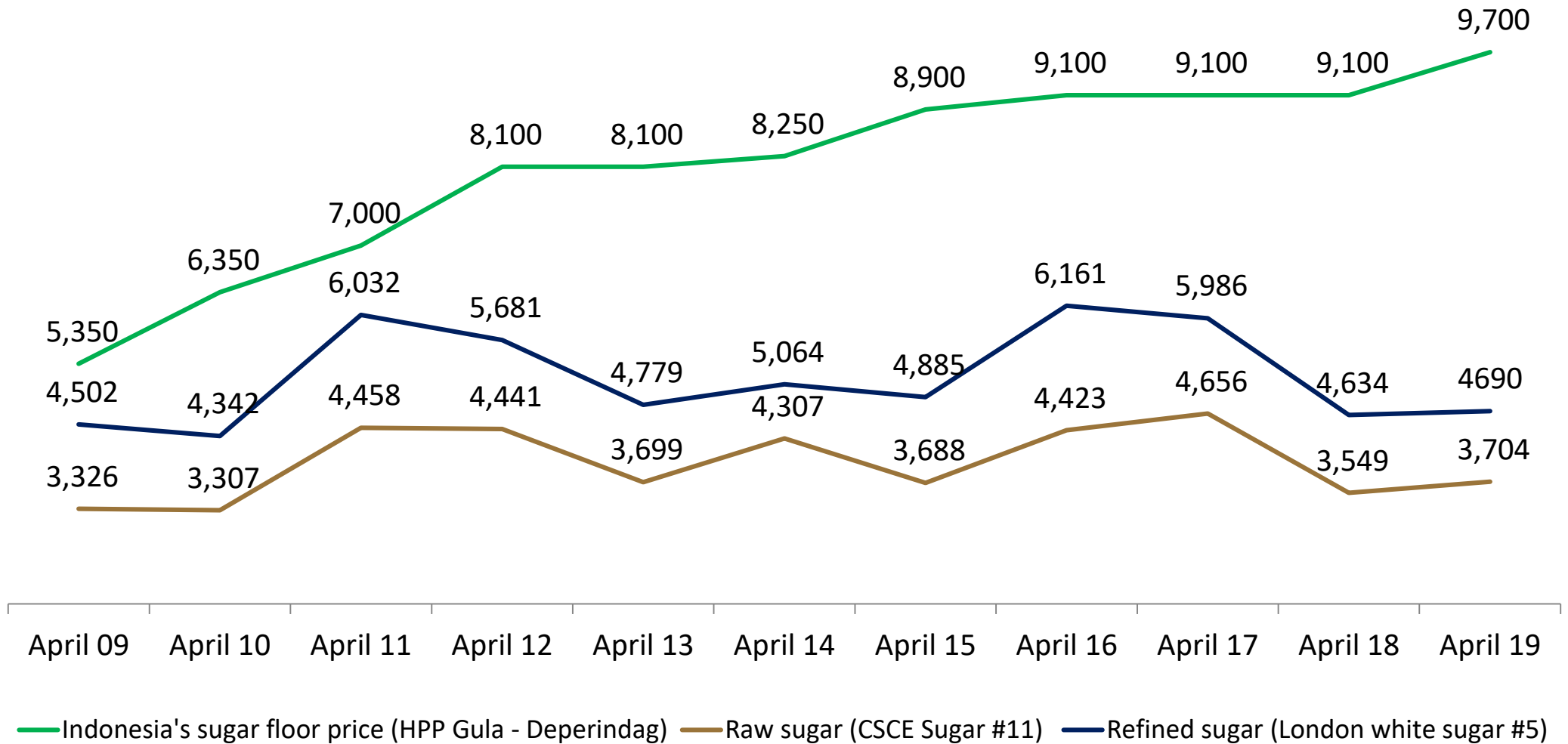


Source: USDA sugar consumption

# Sugar – Industry Dynamics



Sugar Price (IDR/Kg)



**Note:**

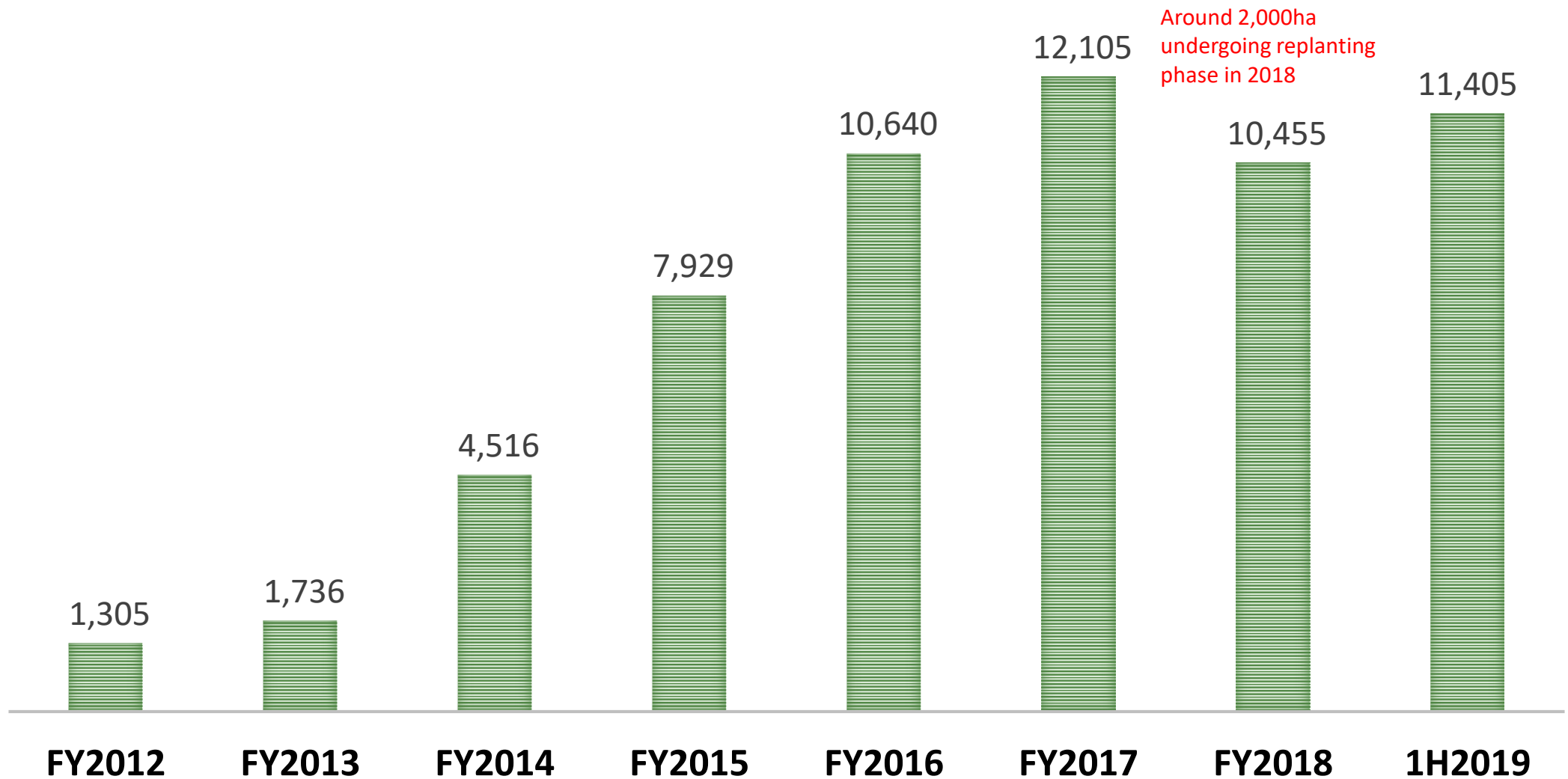
- Indonesia's floor price for sugar is set by the Ministry of Trade before the start of the milling season in April of each year.
- Raw sugar price as quoted on the New York Coffee, Sugar and Cocoa Exchange (CSCE).
- Refined sugar price as quoted on the LIFFE
- For illustration purposes, Price for International raw and refined sugar were converted from USD/Pound to IDR/Kg based on the average USD:IDR exchange on the first week of April of each particular year: April 2009 = Rp11,200, April 2010 = Rp8,880; April 2011 = Rp8,460; April 2012 = Rp8,960; April 2013 = Rp9,500; April 2014 = Rp11,100, April 2015 = Rp12,900, April 2016 = Rp13,182, April 2017 = Rp13,200, April 2018 = Rp14,000, April 2019 = Rp14,000

# Sugar Cane Plantation



*Accelerated Growth*

## CANE PLANTATION (HA)

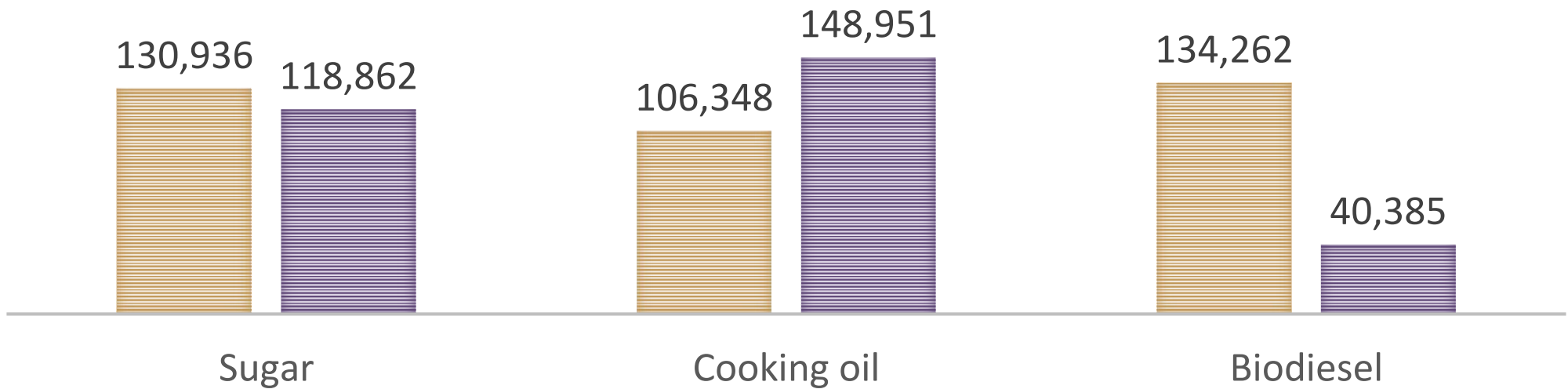


# Sales highlight




### SALES VOL (TON)

6M2019 6M2018



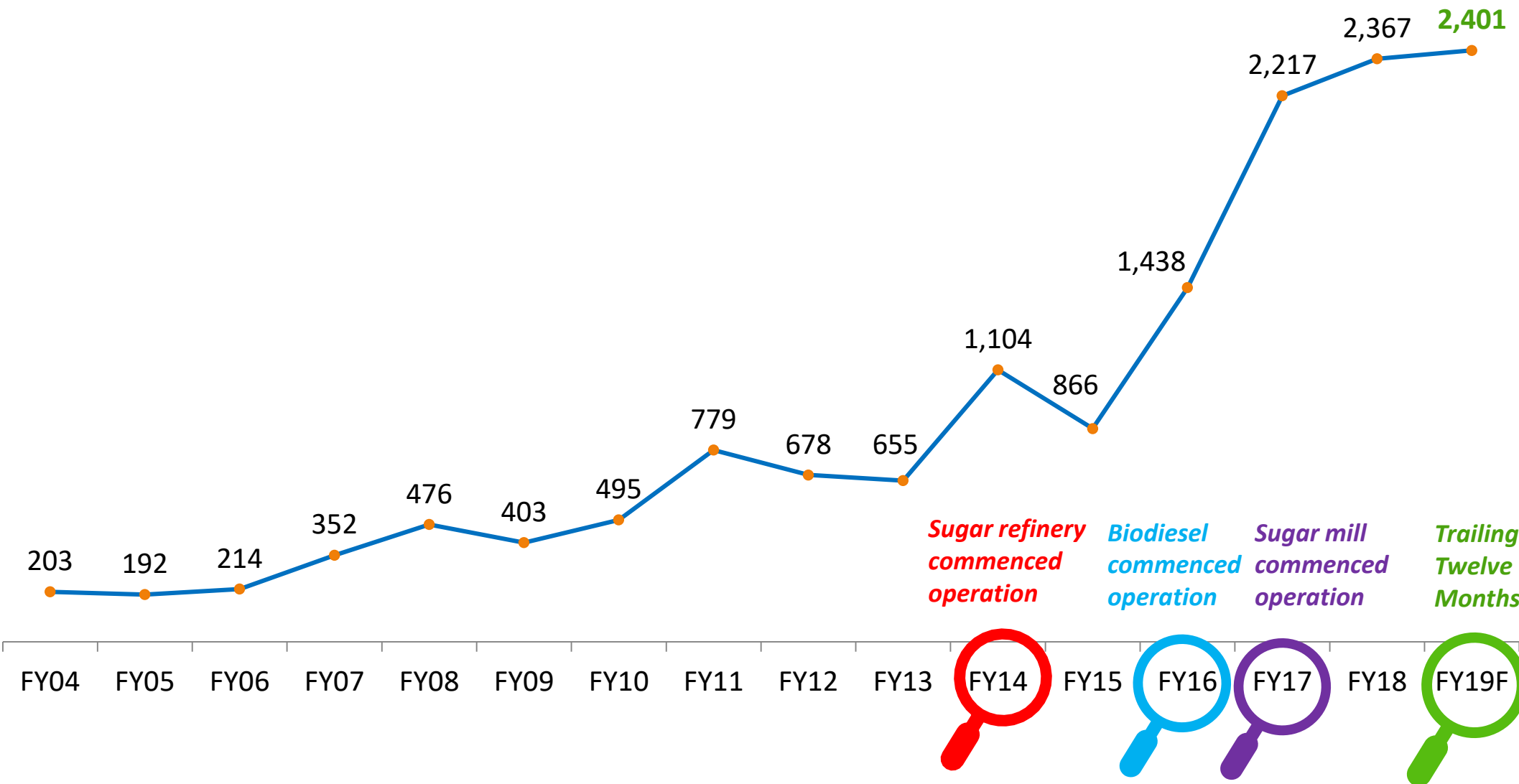
### ASP (IDR/KG)

6M2019 6M2018



# EBITDA Growth

(Rp Billions)

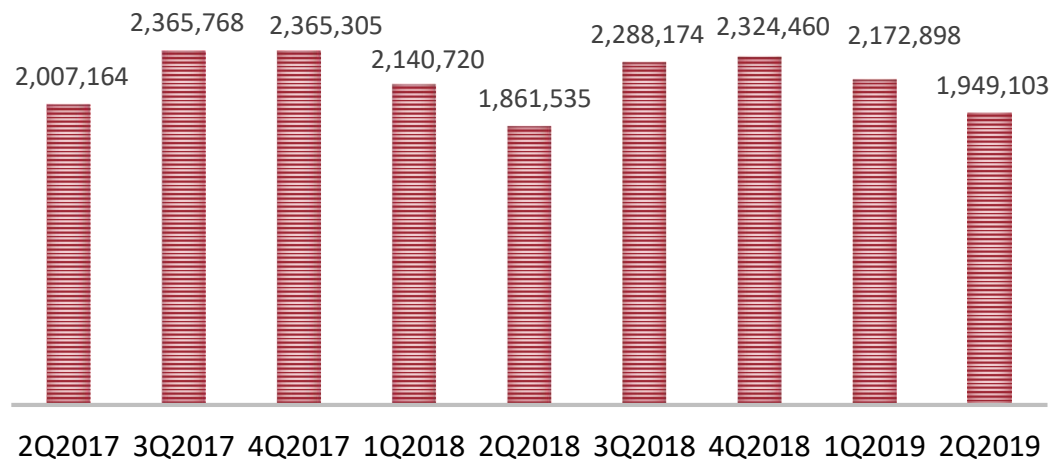


# Quarterly Progress

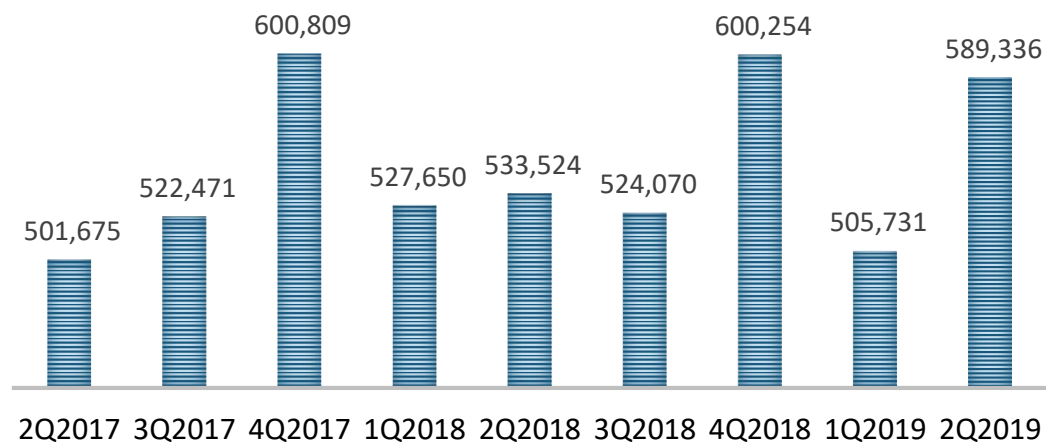


(Rp millions)

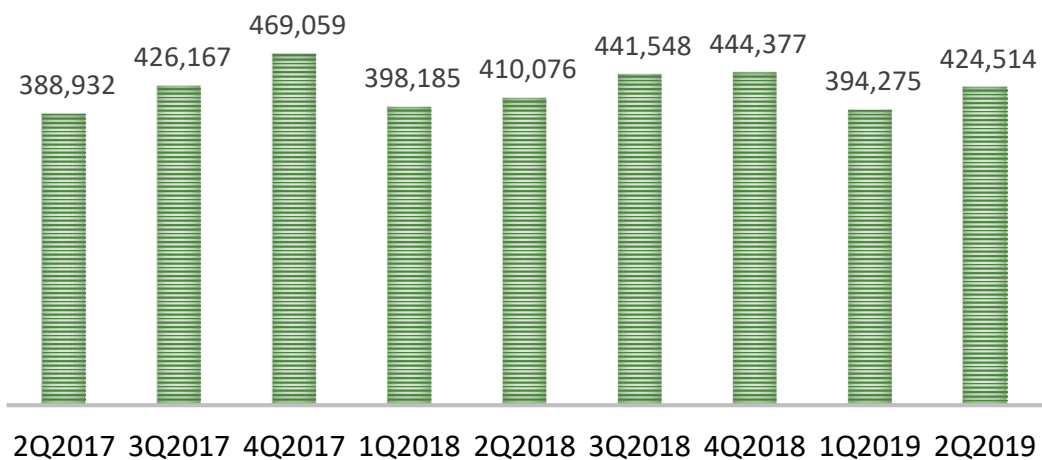
## REVENUE



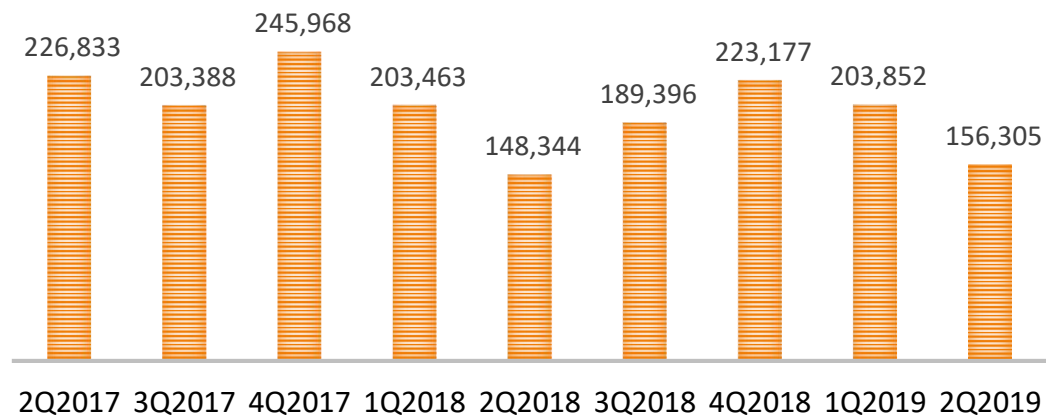
## EBITDA



## OPERATING PROFIT



## NPAT

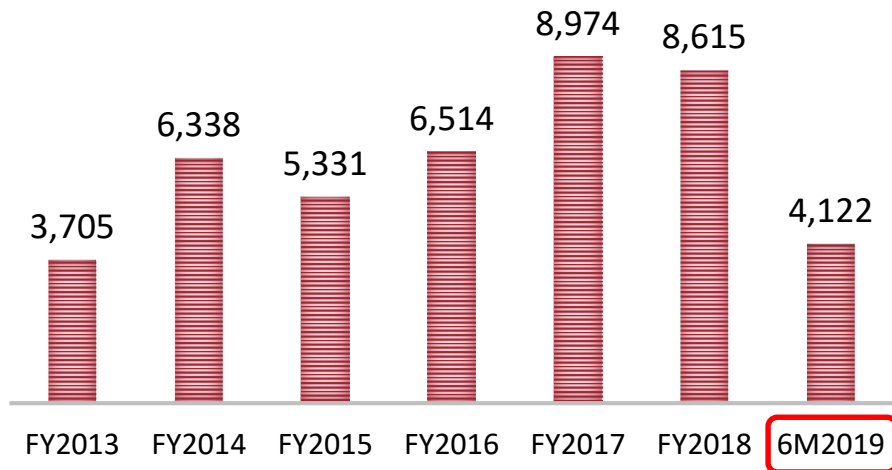


# Financial Summary

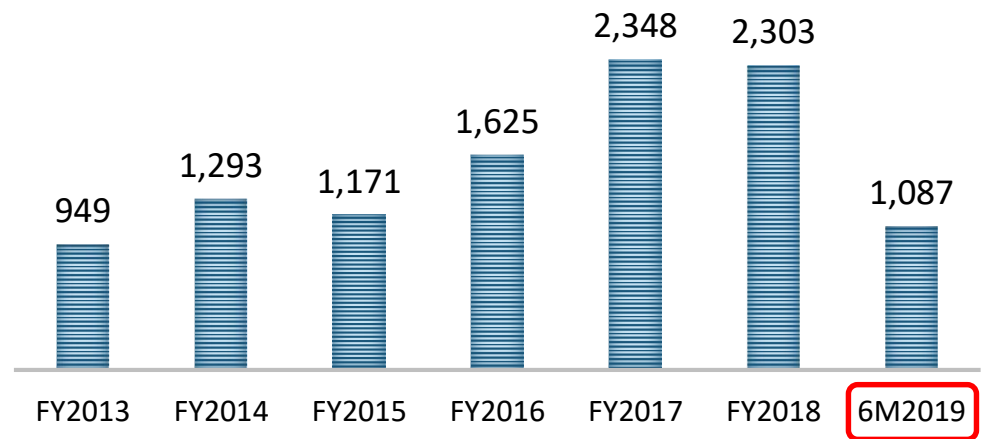


*P&L (Figures in Rp billions)*

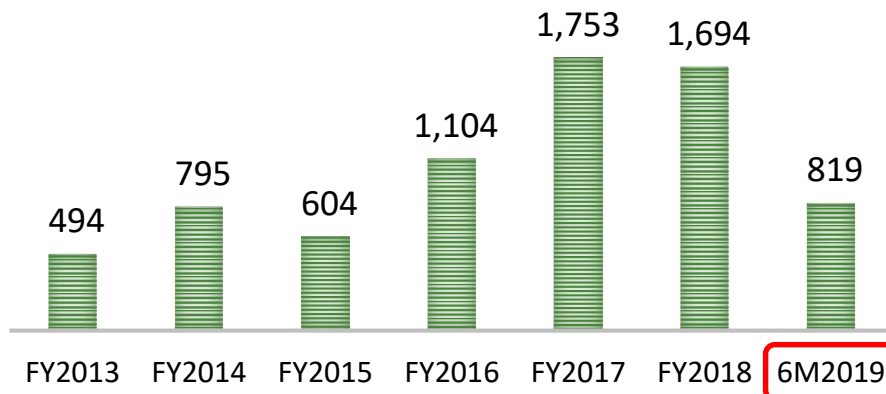
## REVENUE



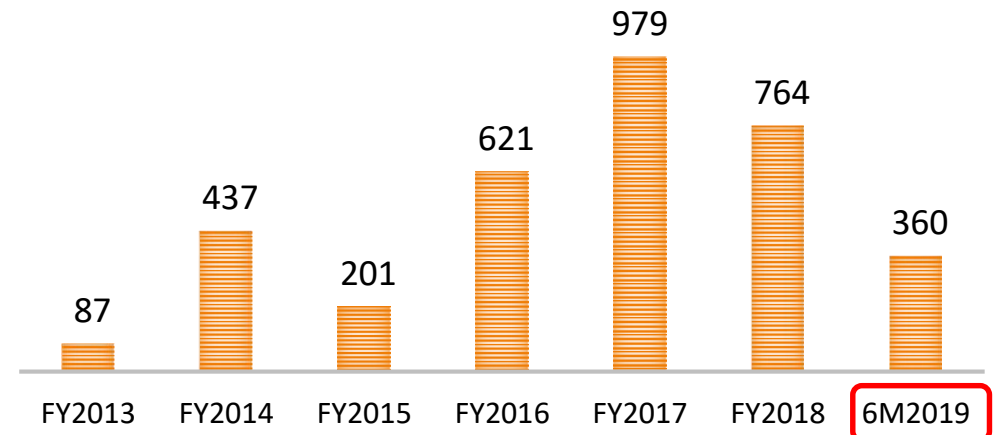
## GROSS PROFIT



## OPERATING PROFIT



## NPAT

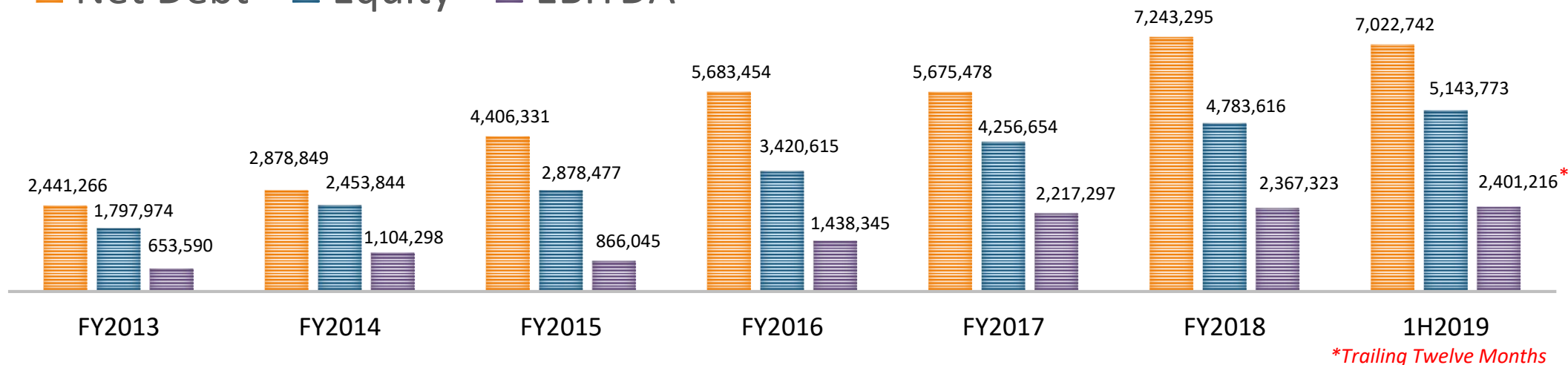


# Financial Summary



## Debt Coverage Ratios

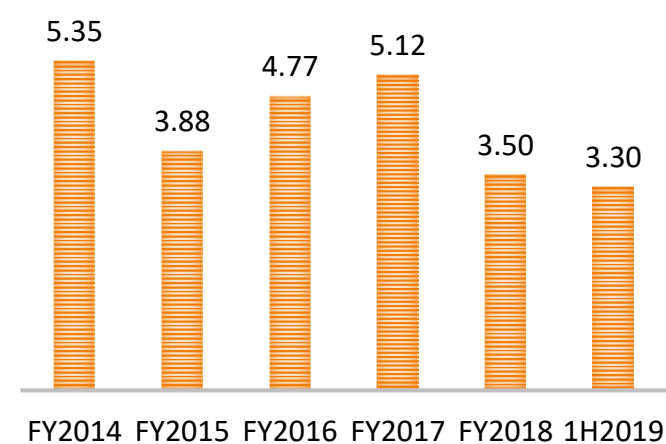
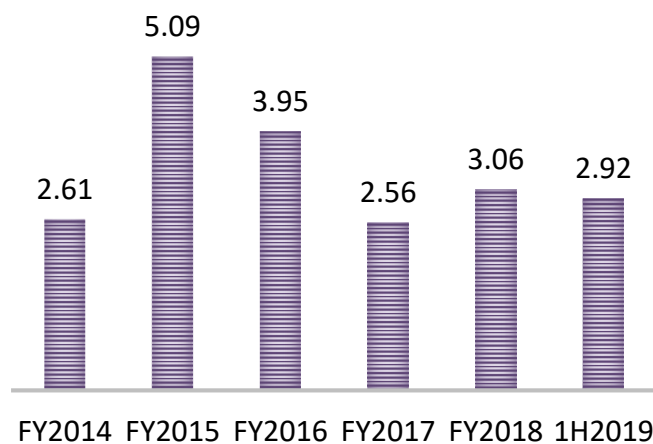
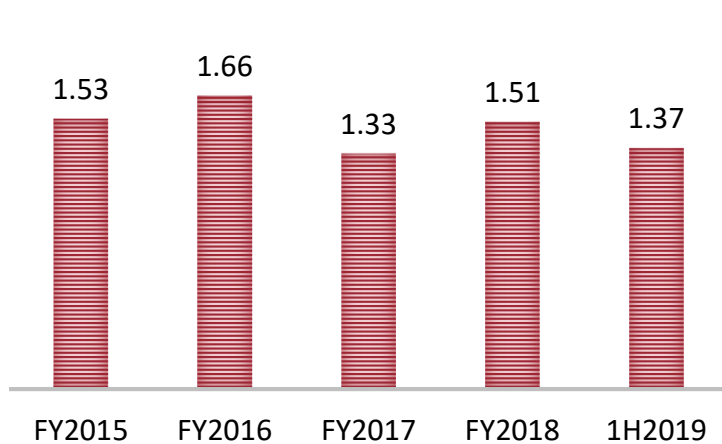
■ Net Debt   
 ■ Equity   
 ■ EBITDA



### NET DEBT / EQUITY

### NET DEBT / EBITDA

### EBITDA / INTEREST EXP



# Contact Us

*Strengths Through Integration*



For further information, please contact:

## **Eric Tirtana**

Mobile : (+62) 858 8024 2328

Email : [eric.tirtana@sungaibudi.com](mailto:eric.tirtana@sungaibudi.com)

Phone : (+62 21) 521 3383

Fax : (+62 21) 521 3392

[www.tunasbarulampung.com](http://www.tunasbarulampung.com)

# APPENDIX - Management Profile



Board of Commissioner

A



B



C

Board of Directors

D



G

E



H

F



I

J



K

## A. SANTOSO WINATA *President Commissioner*

Indonesian, 54 y-o. Joined Sungai Budi Group in 1982. Mr. Winata is also the Vice Chairman of Sungai Budi Group and President Director of PT Budi Starch & Sweetener Tbk since 1987. He has been the President Commissioner of TBLA since 1990.

## B. OEY, ALBERT *Commissioner*

Indonesian, 42 y-o. Joined Sungai Budi Group since 1998. Mr. Oey is also a director at PT Budi Starch & Sweetener Tbk. He was appointed as Commissioner of TBLA in 1999.

## C. JUSTINUS ADITYA SIDHARTA *Commissioner*

Indonesian, 49 y-o. Joined the Company since 2016 as an Independent Commissioner. His past and current appointment include: Independent Commissioner at PT. Catur Sentosa Adiprana Tbk (2015 – Present), Managing Director at justinus a Sidharta CPA firm (2011 – present), Deputy Managing Director at Johan Malonda Astika & Partners (1998 – 2010).

# APPENDIX - Management Profile



## **D. WIDARTO** *President Director*

Indonesian, 69 y-o. Joined Sungai Budi Group in 1966 and appointed as Chairman of the group in 1985. Mr. Widarto has been in charged as President Director of TBLA since 1986. He is also currently the President Commissioner of PT Budi Starch & Sweetener Tbk .

## **E. SUDARMO TASMIN** *Deputy President Director*

Indonesian, 58 y-o. Obtained Master of Economic degree from Trisakti University in 1981. Started his career as auditor in Public Accountant Firm Santoso Reskoatmojo (1981-1982) before serving as internal auditor in PT. Inti Salim Corpora (1982-1984). Mr. Tasmin joined Sungai Budi Group in 1984 and was appointed as director in 1986. Mr. Tasmin was put in charge as Deputy President Director of TBLA in 1999. He also presently serves as Vice-President Director of PT Budi Starch & Sweetener Tbk .

## **F. OEY, ALFRED** *Director*

Indonesian, 40 y-o. Obtained Bachelor of Science in Business Administration Major Finance of Ohio State University, Columbus, USA in 2000. Joined Sungai Budi Group in 2000 and was appointed as the Director of TBLA in 2002.

## **G. DJUNAEDI NUR** *Director*

Indonesian, 64 y-o. Obtained Master of Economic degree from Trisakti University in 1978. Previously served as Manager of Administration and university instructor of Economics Faculty both at Trisakti University (1972-1982). He joined Sungai Budi Group in 1982 and was appointed as General Manager in a number of Sungai Budi group companies until 1990. He was appointed as Director of Sungai Budi Group since 1991, Commissioner of PT Budi Starch & Sweetener Tbk since 1994 and Director of TBLA since 1997.

## **H. MAWARTI WONGSO** *Director*

Indonesian, 46 y-o. Obtained Bachelor of Economics from Trisakti University, Jakarta. Started her career at Malonda & partners public accountant in 1990. Joined Sungai Budi group in 1994 as a financial controller. Ms Wongso previously served as corporate secretary at PT. Budi Starch & Sweetener Tbk up until 2015.

## **I. NAGARAJAH SENGARAVIH** *Director*

Malaysian, 67 y-o. Joined TBLA Board of Director in 2016. Obtained bachelor degree in plantation management from Malaya University. Started his career in Guthrie Chemara research station in the 1970. Started working for Felda in 1975 as field assistant, gradually work his way up as senior estate manager up until 2005. Has been working as a professional plantation consultant since 2006.

## **J. MURUGAIAH PERIASAMY** *Director*

Malaysian, 68 y-o. Joined TBLA Board of Director in 2018. Obtained executive master degree in plantation & estate management from e-Malaysia University. Started his career in Guthrie Malaysia in 1972 as senior conductor. Joined Sungai Budi in 1998 as Plantation Manager and holds various position within the group over the last 20 years. Last position hold was plantation general manager from 2015 – 2018.

## **I. CHIN POH PENG** *Director*

Malaysian, 59 y-o. Joined TBLA Board of Director in 2018. Obtained bachelor degree in agriculture from Malaysia Agriculture University. Worked for Guthrie Malaysia from 1979 to 1997 where last position hold was agronomist consultant. Joined Tropicrop group as CEO from 1997 up until 2010. Worked for PT. SMART Tbk as Head agronomy audit & advisory up until 2014. Joined Sungai Budi group in 2016 as Head of Plantations.